



PENTA COLLECTION
TABLE · FLOOR
PENDANT · CEILING
WALL · OUT DOOR
CONTRACT



LIGHT



PENTA srl - via Milano 46 - 22060 Cabiato - Como - Italy
T +39 031 766 100 - F +39 031 756 102 - www.pentalight.it - info@pentalight.it







La luce è una questione d'equilibrio tra atmosfera e funzionalità. Così sono le nostre lampade: fusioni di elementi architettonici e formali essenziali, che garantiscono una perfetta illuminazione ed un'eleganza senza tempo.

La crescente esperienza di Penta si legge nella ricca collezione di luci, che integrano fra loro materiali dalle caratteristiche diverse.

Il risultato è una luce viva, che crea un nuovo spazio da abitare e si modella secondo le diverse esigenze.

Design, quindi, nel senso più ampio del termine, come luce, spazio, movimento e sensazioni.

Light is a matter of balance between atmosphere and functionality. That is how our lamps are: fusions of architectural and formal essential elements, that grant a perfect lighting together with a timeless elegance. You can feel the growing experience of Penta in its rich collection of lights, that merge materials with different characteristics. The result is a living light, that creates a new space to live and models itself according to the different needs. Design therefore, but in the broadest sense, as light, space, movement and sensations.

Licht ist eine Frage von Ausgeglichenheit zwischen Atmosphäre und Funktionalität. So sind unsere Leuchten: Fusionen von architektonischen und formalen Hauptelementen, die eine perfekte Beleuchtung und eine zeitlose Eleganz garantieren. Die wachsende Erfahrung von Penta zeigt sich in ihrer reichen Leuchtenkollektion, welche verschiedenste Materialien verbindet. Das Ergebnis ist ein lebendiges Licht, das neuen Lebensraum schafft und das sich individuellen Bedürfnissen anpaßt. Design in seiner alles umfassenden Bedeutung: Licht, Raum, Bewegung und Empfindung.

La lumière est une question d'équilibre entre atmosphère et fonctionnalité. Ainsi sont nos lampes: fusions d'éléments architectoniques et formels essentiels, qui garantissent un éclairage parfait et une élégance sans temps. Vous pouvez lire l'expérience croissante de Penta en la riche collection de lumières, qui mélangent entre eux matériaux aux caractéristiques différents. Le résultat est une lumière vive, qui crée un nouvel espace à habiter et qui se modèle selon les différentes exigences. Donc design, dans toute la force du mot, comme lumière, espace, mouvement et sensations.

La luz es una cuestión de equilibrio entre atmósfera y funcionalidad. Así son nuestras lámparas: fusión de elementos arquitectónicos y formales que garantizan una perfecta iluminación y una elegancia intemporal. La creciente experiencia de Penta se lee en la rica colección de luces, que integran entre ellas materiales de características distintas. El resultado es una luz viva, que crea un nuevo espacio a habitar y se modela de acuerdo con las diversas exigencias. Design, por lo tanto, en el sentido más amplio de la expresión, como luz, espacio, movimiento y sensaciones.



Indice

Index

Aba Hi-tech	pag. 146
Aba Vip	pag. 147
Angelina	pag. 80
Bag	pag. 84
Bag outdoor	pag. 88
Bodona	pag. 120
Bridget	pag. 196
C'hi	pag. 106
China	pag. 72
Cloè	pag. 38
Cryon	pag. 20
Filofilo	pag. 34
Glo	pag. 42
Jeï Jeï	pag. 68
Joint	pag. 16
Kaskade	pag. 26
Kelly	pag. 152
Kimilla	pag. 124
Kori	pag. 138
Loop	pag. 54
Luume	pag. 102
New Classic	pag. 58
New Classic terra	pag. 56
Nina	pag. 140
Olivia	pag. 150
Panona	pag. 116
Pan	pag. 112
Planet	pag. 132
Polar	pag. 10
Sibilla	pag. 142
Taaac	pag. 48
Tosca	pag. 92
Tocco	pag. 98
Tower	pag. 128
Trilly	pag. 144
Twins	pag. 52

Vertigo	pag. 64
Wood	pag. 134

Sospensioni/Plafoniere/Appliques in tessuto ***Fabric pendants/Ceilings/Wall lamps***

• Sospensioni in tessuto	pag. 156
• Sospensioni in PVC specchiato	pag. 160
• Sospensioni Up-down	pag. 161
• Luxury	pag. 166
• Baloon	pag. 168
• Slide	pag. 170
• Vanity	pag. 172
• Produzioni speciali/ <i>Custom made</i>	pag. 174

Appliques


• Aba Hi-tech	pag. 193
• Bodona	pag. 192/194
• Genere	pag. 195
• C'hi	pag. 182
• Demì	pag. 180
• Iona	pag. 194
• Jeï Jeï	pag. 186
• Kimilla	pag. 188
• Lolly	pag. 194
• Magoo	pag. 190
• Pan	pag. 192
• Stilo	pag. 178
• Vision	pag. 184
• 1001 - 1002	pag. 195
• 4000	pag. 195

Dati tecnici / <i>Technical data</i>	pag. 204
--------------------------------------	----------

Accessori e rosoni / <i>Canopies</i>	pag. 250
--------------------------------------	----------

Campionario tessuti / <i>Fabrics</i>	pag. 252
--------------------------------------	----------











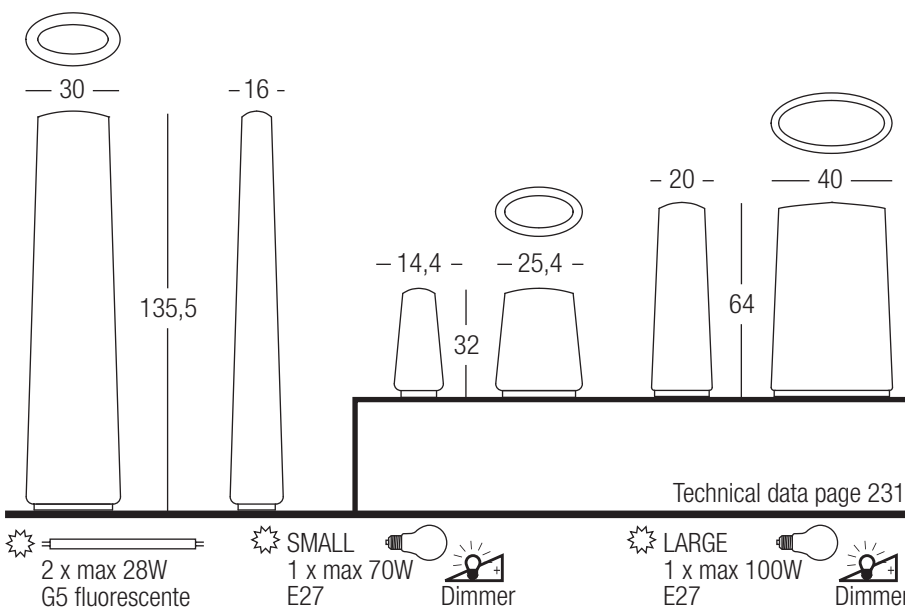




VETRO
GLASS



BIANCO OPALINO
OPALINE WHITE







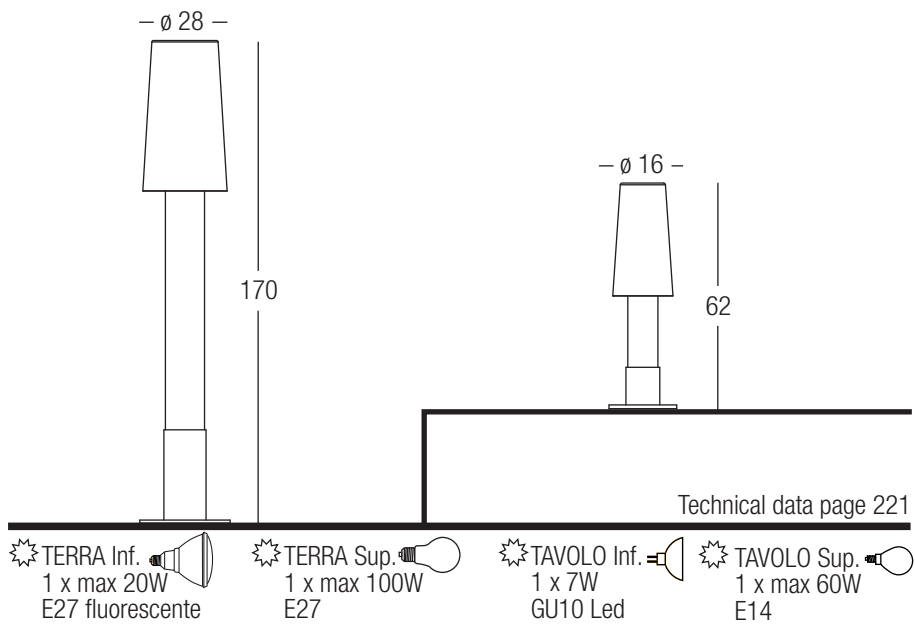




VETRO
GLASS



TRASPARENTE
TRANSPARENT













VETRO
GLASS



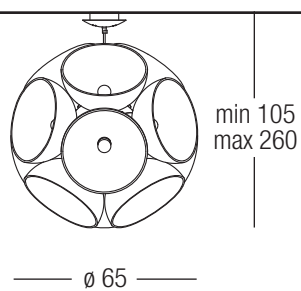
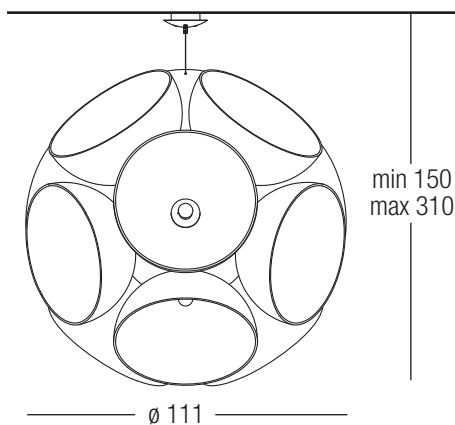
BIANCO LUCIDO
GLOSS WHITE



ARGENTO/BIANCO
SILVER/WHITE



ORO ROSA/BIANCO
PINK GOLD/WHITE



Technical data page 217


☀ **LARGE**
12 x max 25W
E27 fluorescente

☀ **SMALL**
12 x max 11W
E14 fluorescente

















Trittico vetri con terminale calamitato per fissaggio e rimozione
A set of three glasses with a magnetic end that allows attachment and removal



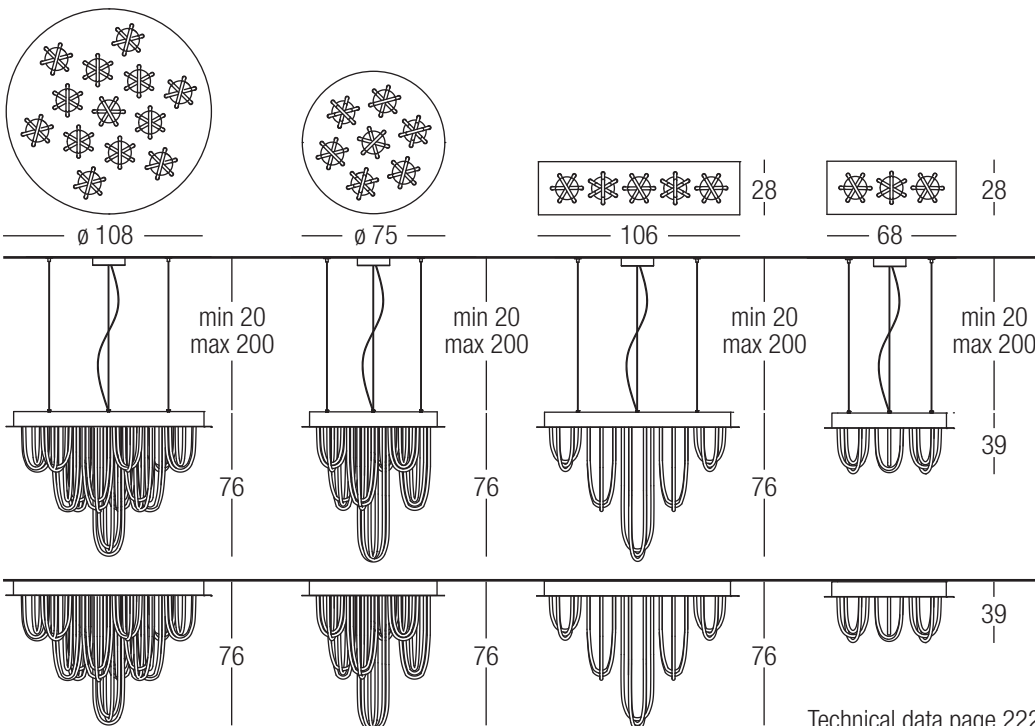
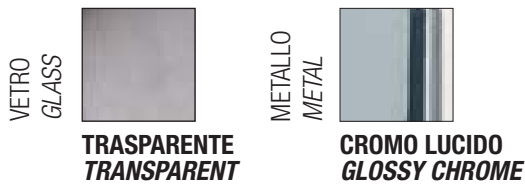
Inserimento
Insertion



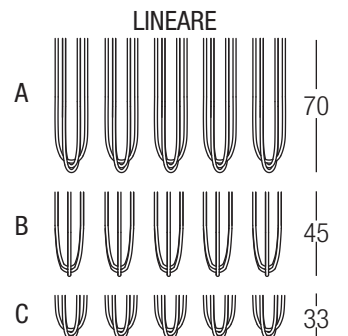
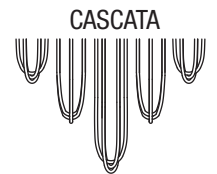
Per togliere le braccia inclinare leggermente prima di tirare
To remove the arms angle them slightly to disengage the magnet and then pull



Inserire le braccia in vetro in ordine crescente di lunghezza
Insert the glass arms in order of increasing length



COMPOSIZIONE VETRI
GLASSES COMPOSITION





















METALLO
METAL



ANTRACITE
ANTHRACITE

PVC
PVC



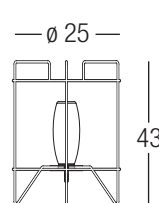
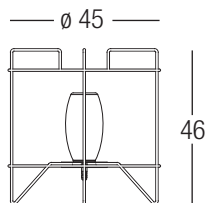
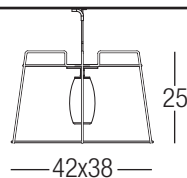
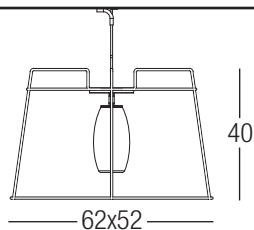
TRASPARENTE
TRANSPARENT





GLICINE
WISTERIA





VERDE SMERALDO
EMERALD GREEN



Technical data page 218

 **LARGE** 
1 x max 75W
E14 alogena

 **SMALL** 
1 x max 60W
E14 alogena






VETRO
GLASS



BIANCO LUCIDO
GLOSS WHITE




Technical data page 217

LARGE 
1 x max 25W
E27 fluorescente

SMALL 
1 x max 11W
E14 fluorescente















VETRO
GLASS



TRASPARENTE
TRANSPARENT



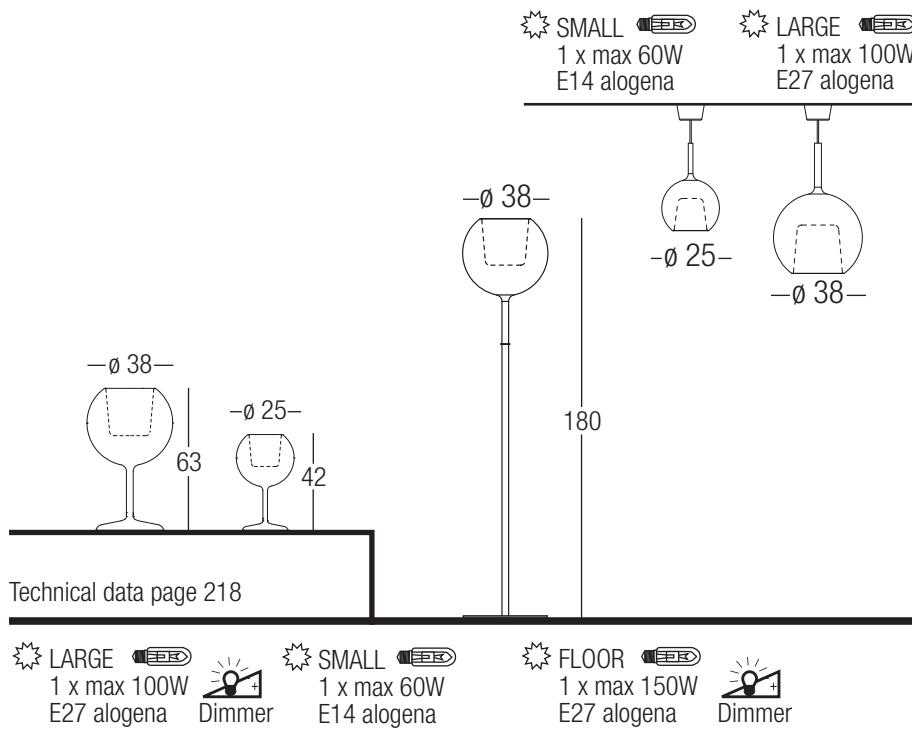
IRIDESCENTE
IRIDESCENT



ORO
GOLD




ARGENTO
SILVER




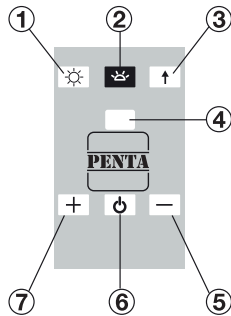
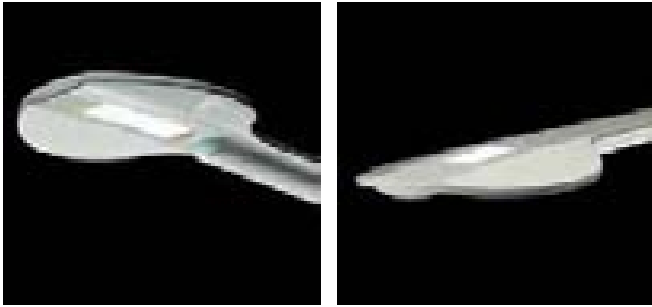













Espano termoplastico lucido / *Glossy thermoplastic expansion*



NERO
BLACK



BIANCO
WHITE

Cuoio tinta unita o bicolore / *One colour or two colours leather*



NERO
BLACK



TESTA DI
MORO



TORTORA



NATURALE
NATURAL



BIANCO
WHITE



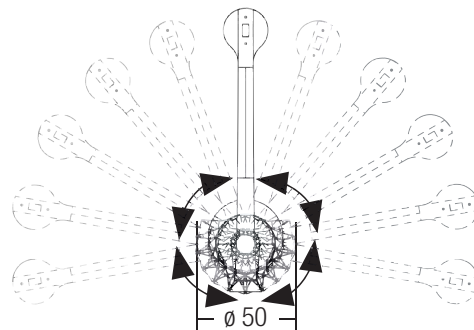
BEIGE



AVORIO
IVORY

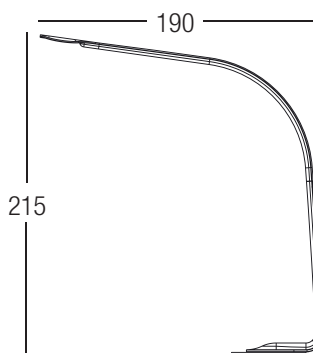
Telecomando + Accensione / *Lighting remote control*

- 1 - Aumenta gradualmente i toni caldi
Gradually increases the warm tones
- 2 - Aumenta gradualmente i toni freddi
Gradually increases the cold tones
- 3 - ON/OFF luce superiore
On/off top light
- 4 - Accende luce inferiore alla max potenza - *Turns on the down light at the max power*
- 5 - Diminuisce gradualmente la luminosità della luce inferiore - *Gradually decreases the brightness of the down light*
- 6 - ON/OFF luce inferiore
On/off down light
- 7 - Aumenta gradualmente la luminosità
Gradually increases the brightness



Orientabile 360°. Luce LED superiore ed inferiore con accensione separata con telecomando.

360° adjustable. Upper and lower LED light with remote control.



Technical data page 241

Led 25W - (Led Sup. 3W - Led Inf. 22W)
- lm 1408
- Lux a 0,8 m da terra: 260-300 Lux





Foto: versione cuoio / Photo: leather version



METALLO
METAL



**ARGENTO
SILVER**

—42x11—




50

—25x7—




30

Technical data page 245

LARGE 
2 x max 60W
E27



SMALL 
1 x max 60W
E14





Cuoio tinta unita o bicolore
One colour or two colours leather



NERO
BLACK



TESTA DI
MORO



TORTORA




NATURALE
NATURAL



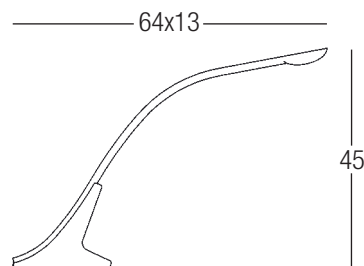
BIANCO
WHITE



BEIGE



AVORIO
IVORY




Technical data page 225

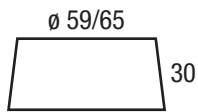




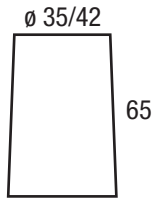
New Classic Terra Gaia Bellavia



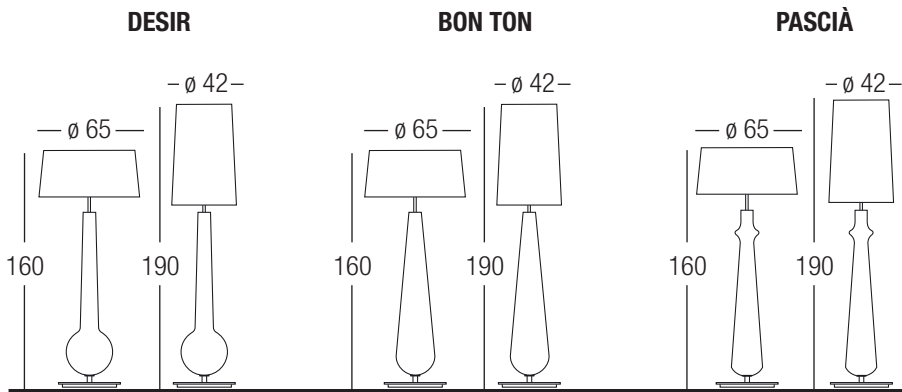
Varianti paralumi:
Available shades:



A - Semicono basso
Low semicone



B - Semicono alto
High semicone




1 x max 100/150W
E27

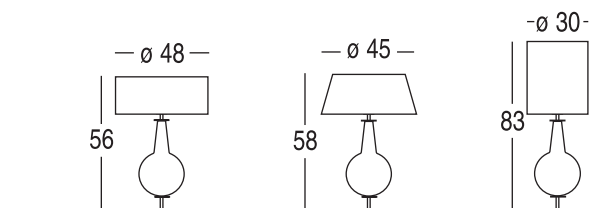
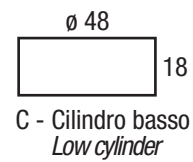
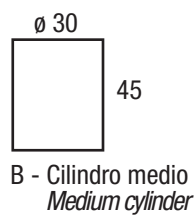
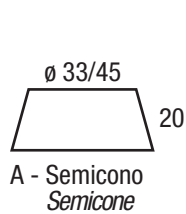
Dimmer

Technical data page 227





Varianti paralumi realizzabili nei tessuti della collezione:
Available shades in the fabrics of the collection:



Technical data page 227

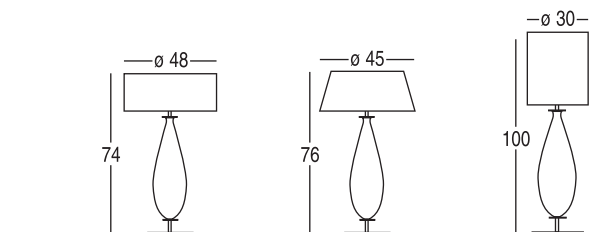
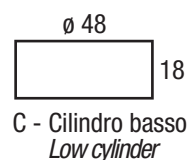
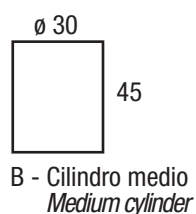
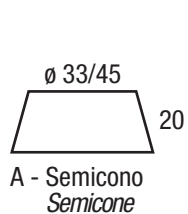


1 x max 100W
E27





Varianti paralumi realizzabili nei tessuti della collezione:
Available shades in the fabrics of the collection:



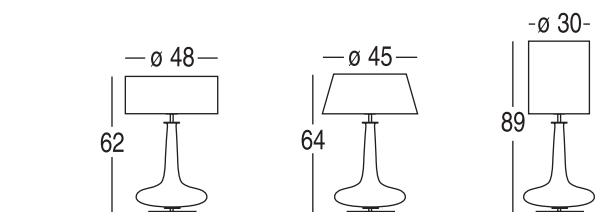
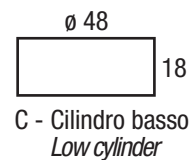
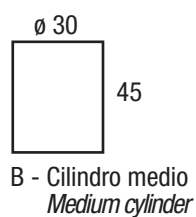
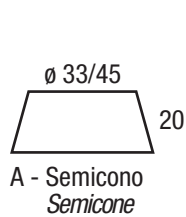
Technical data page 227


 1 x max 100W
 E27





Varianti paralumi realizzabili nei tessuti della collezione:
Available shades in the fabrics of the collection:



Technical data page 227



1 x max 100W
E27









24 LUCI / LIGHTS

METALLO
METAL

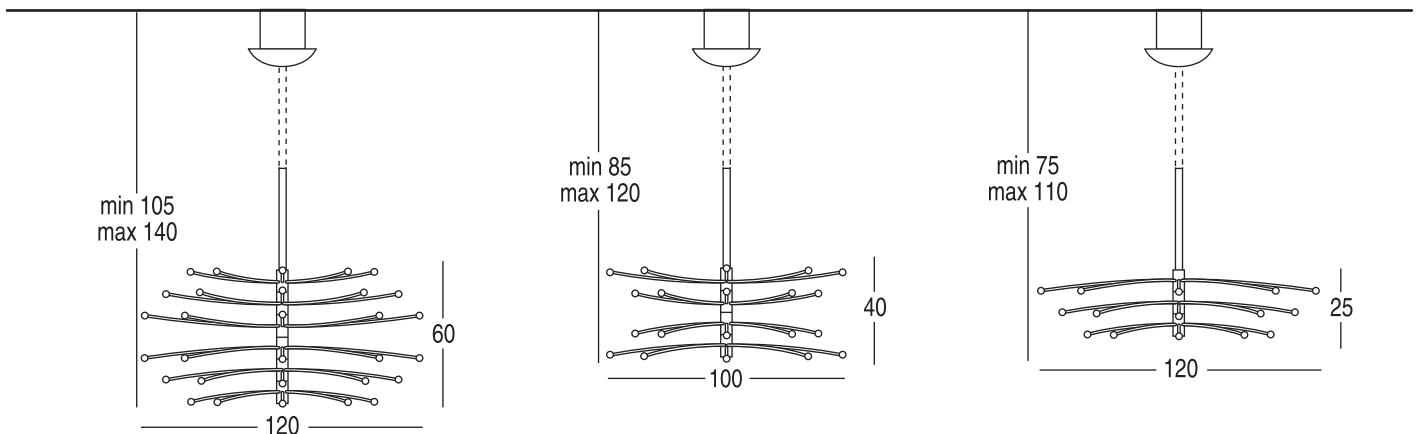


CROMO LUCIDO
GLOSSY CHROME


VETRO
GLASS





TRASPARENTE
TRANSPARENT




Technical data page 246

48 luci 
48 x max 10W
12V G4 alogena


1 x max 35W
12V Gu10 dicroica

32 luci 
32 x max 20W
12V G4 alogena


1 x max 35W
12V Gu10 dicroica

24 luci 
24 x max 20W
12V G4 alogena


1 x max 35W
12V Gu10 dicroica





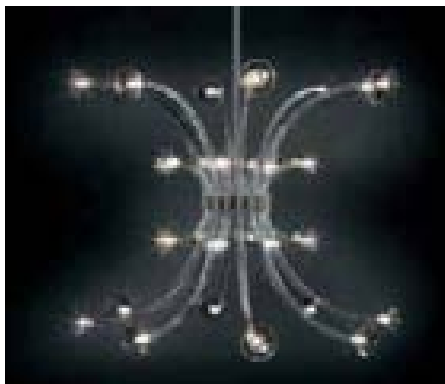




SMALL - 16 LUCI/LIGHTS



MEDIUM - 16 LUCI/LIGHTS



MAXI - 32 LUCI/LIGHTS

VETRO
VETRO




**TRASPARENTE
TRANSPARENT**



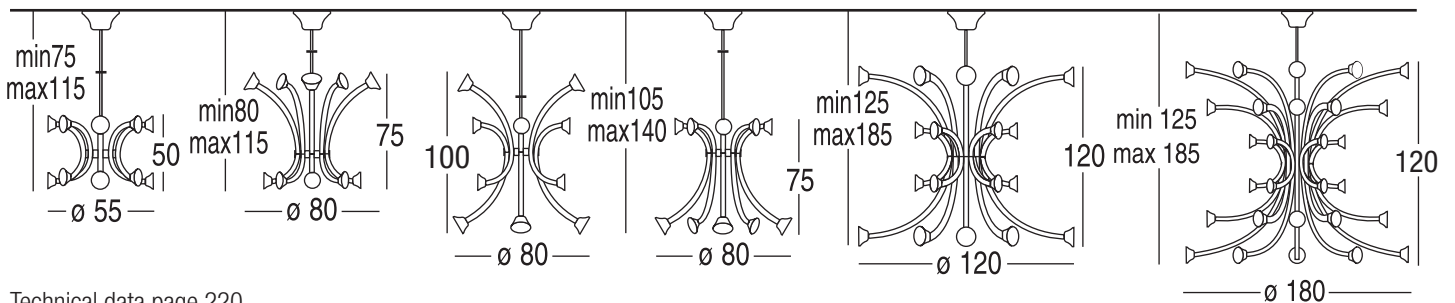
**FUMÉ
FUMÉ**



**AMBRA
AMBER**

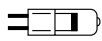



**ORO ROSA
PINK GOLD**



Technical data page 220

MEDIUM/SMALL  16 G4 x 20W 12V

MAXI  32 G4 x 20W 12V

SUPER MAXI  48 G4 x 20W 12V















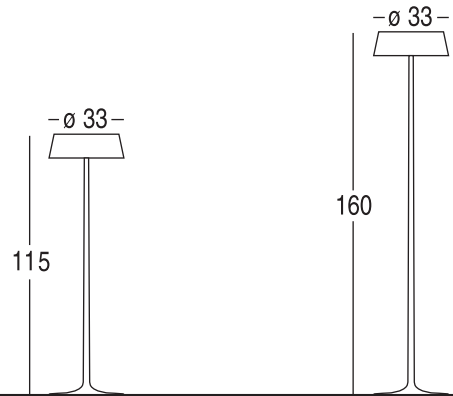
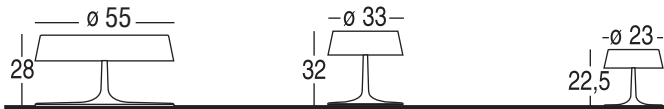


Medium / Small / Terra

LUCIDO GLOSSY			
	BIANCO WHITE	NERO BLACK	CROMO CHROME
OPACO MATT			
	ROSSO RED	MARON GLACÉ MARON GLACÉ	FOGLIA ORO GOLD LEAF
	BRONZO BRONZE	FOGLIA ARGENTO SILVER LEAF	

Maxi

LUCIDO GLOSSY	
	BIANCO WHITE
OPACO MATT	
	FOGLIA ORO GOLD LEAF
	BRONZO BRONZE



Technical data page 216

<p>TABLE MAXI </p> <p>3 x max 100W E27 </p>	<p>TABLE MEDIUM </p> <p>3 x max 40W E14 </p>	<p>TABLE SMALL </p> <p>2 x max 60W E14</p>	<p>FLOOR LOW </p> <p>3 x max 60W E14 </p>	<p>FLOOR HIGH </p> <p>3 x max 60W E14 </p>
--	---	---	--	---



Angelina


Carlo Colombo







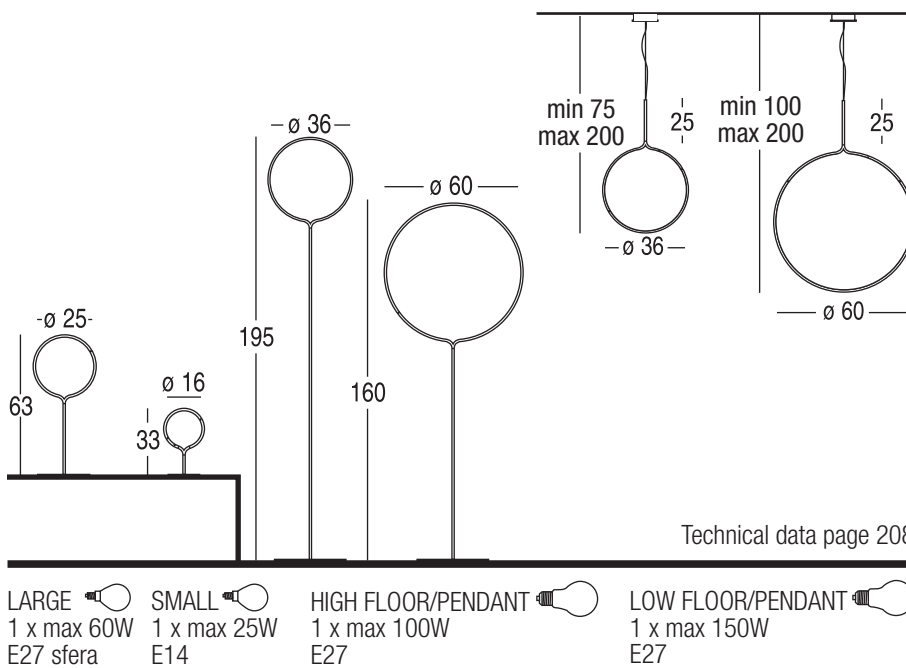
METALLO
METAL



BIANCO LUCIDO
GLOSSY WHITE



CROMO LUCIDO
GLOSSY CHROME











LARGE

SMALL

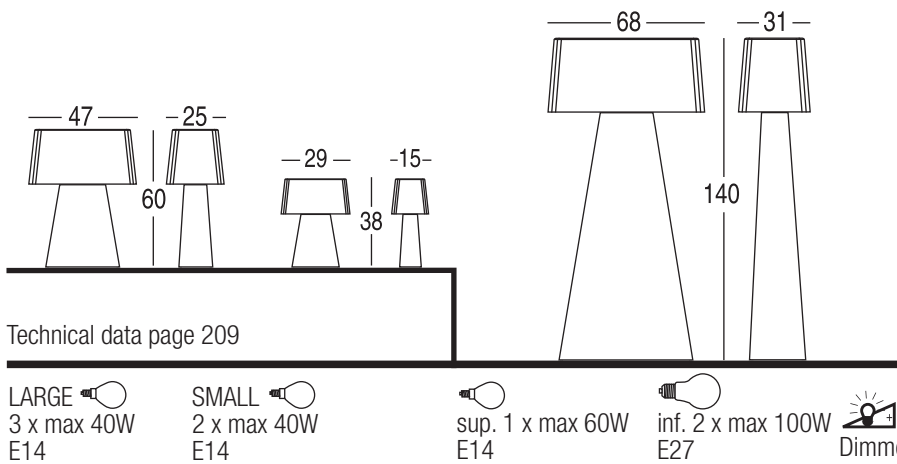
ESPANSO
TERMOPLASTICO
THERMO-PLASTIC



BIANCO LUCIDO
GLOSSY WHITE



NERO LUCIDO
GLOSSY BLACK










Bag Outdoor

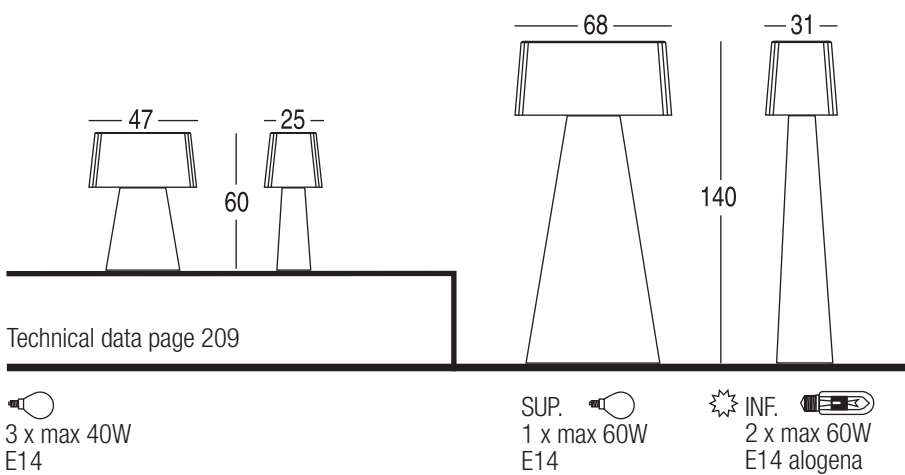

Carlo Colombo



BIANCO
WHITE



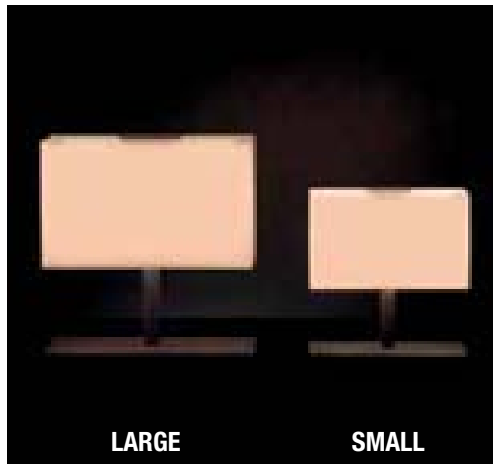
NERO
BLACK











METALLO
METAL




NICHEL ANTRACITE
ANTHRACITE NICKEL

VETRO
GLASS

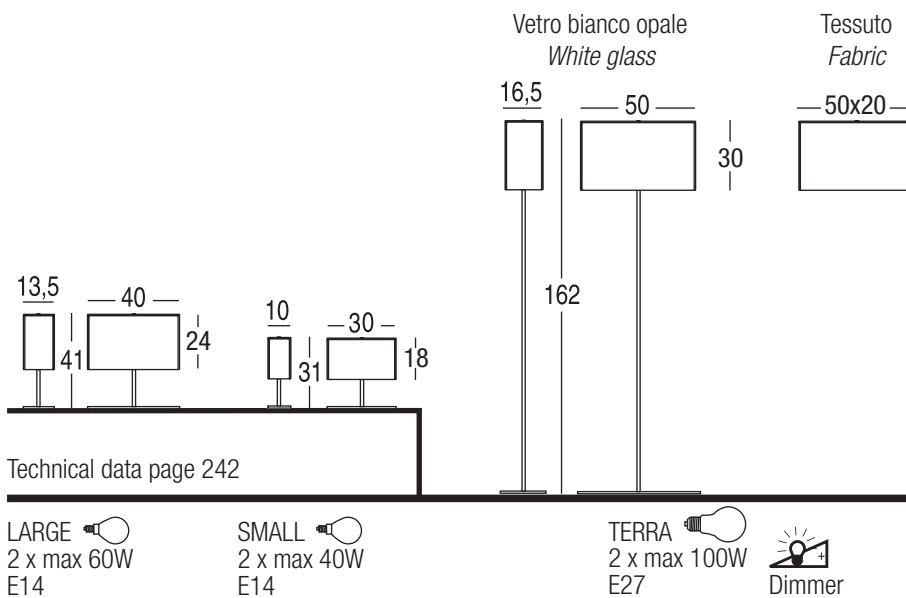



BIANCO OPALINO
OPAL WHITE

TESSUTO
FABRIC



Tutti i tessuti della collezione
All fabrics of the collection



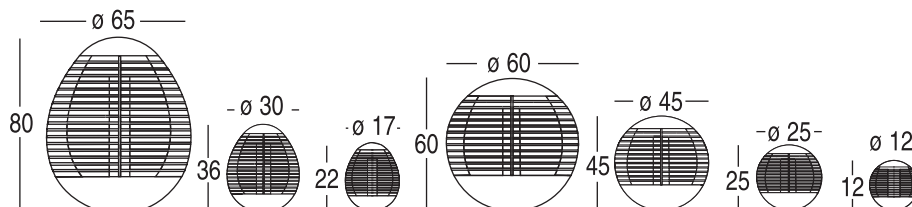
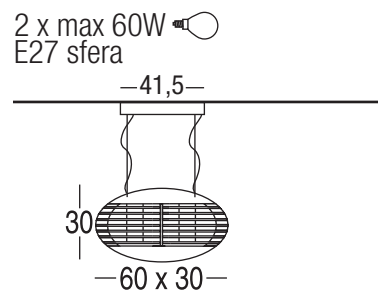















Technical data page 243

- MAXI/O/R**
 1 x max 250W
 E27 alogena Dimmer
- LARGE/O**
 1 x max 60W
 E14 alogena
- LARGE/R**
 1 x max 150W
 E27 alogena Dimmer
- MEDIUM/R**
 1 x max 60W
 E14 alogena
- SMALL/O/R**
 1 x max 40W
 E14











LARGE


SMALL

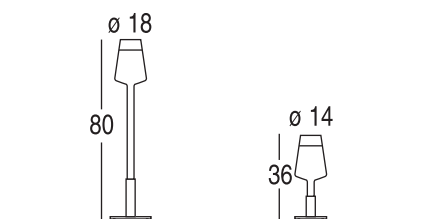
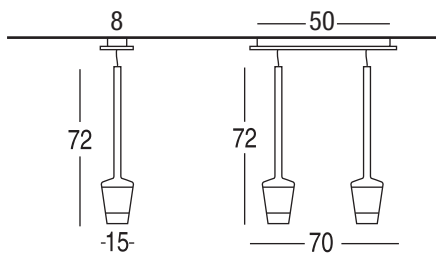
METALLO
METAL





CROMO LUCIDO
GLOSSY CHROME


1 luce 
1 x max 150W
B15 alogena



2 luci 
2 x max 150W
B15 alogena

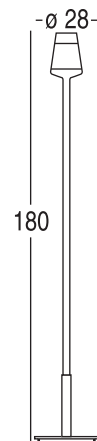


Technical data page 226

LARGE 
1 x max 60W 
E14


SMALL 
1 x max 60W
E14

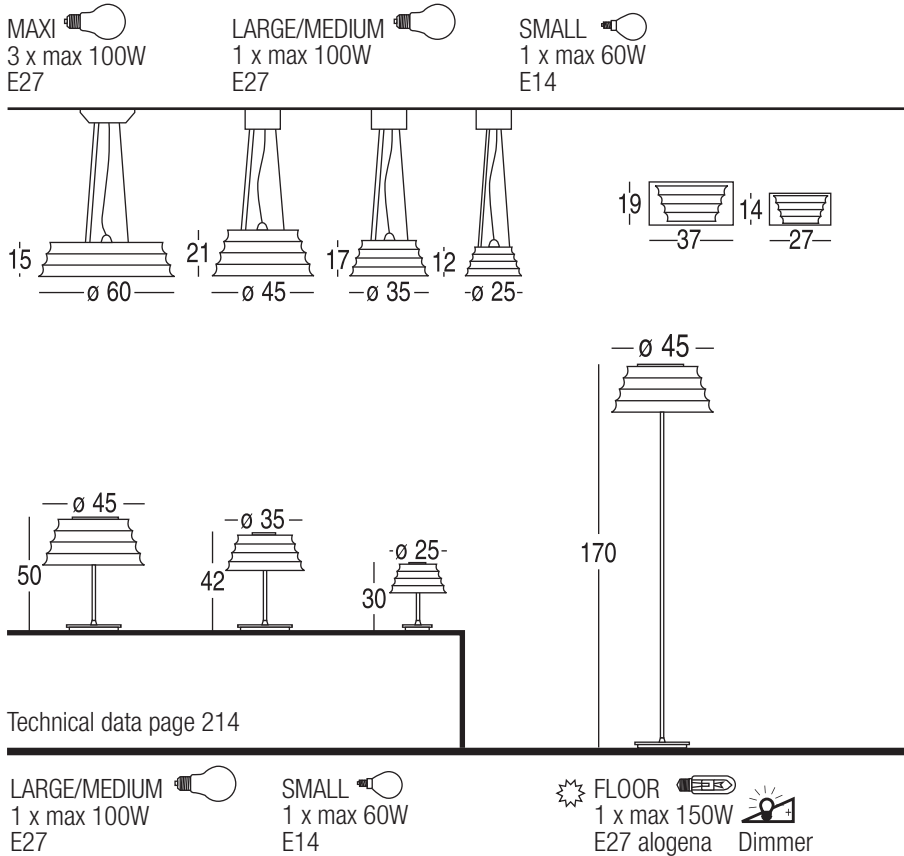
TERRA 
1 x max 150W 
B15 alogena
















SPENTA / OFF

ACCESA / ON

MARRONE LUCIDO / BROWN GLOSSY



BIANCO OPALINO / WHITE OPALINE




NERO LUCIDO / GLOSSY BLACK



ARGENTO / SILVER



TRASPARENTE / TRANSPARENT









METALLO
METAL

NICHEL SATINATO
NICKEL SATIN

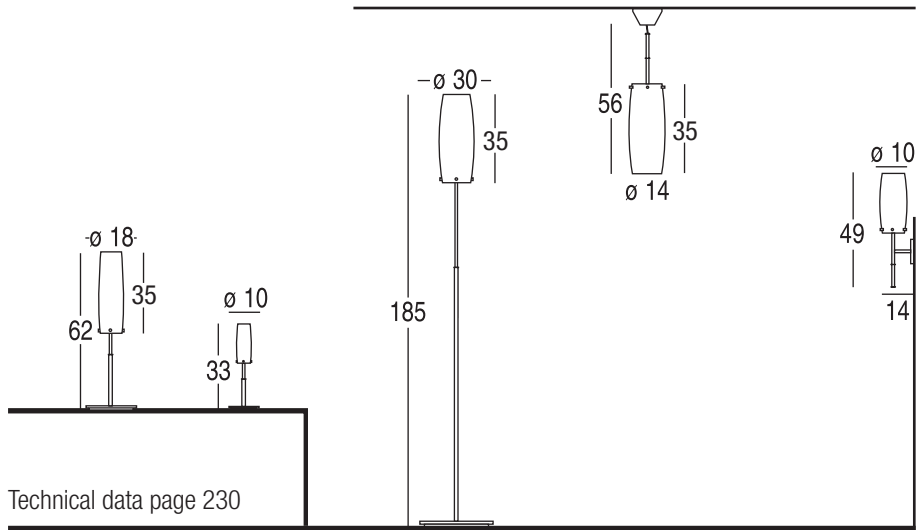
VETRO
GLASS

TRASPARENTE
TRANSPARENT

BIANCO
WHITE

☀ versione trasparente 1 x max 100W E27 alogena

💡 versione bianco op. 1 x max 100W E27



LARGE vers. bianco op. 1 x max 100W E27

☀ LARGE vers. trasp. 1 x max 100W E27 alogena

💡 SMALL 1 x max 40W E14

☀ FLOOR 1 x max 250W E27 alogena

🔌 Dimmer






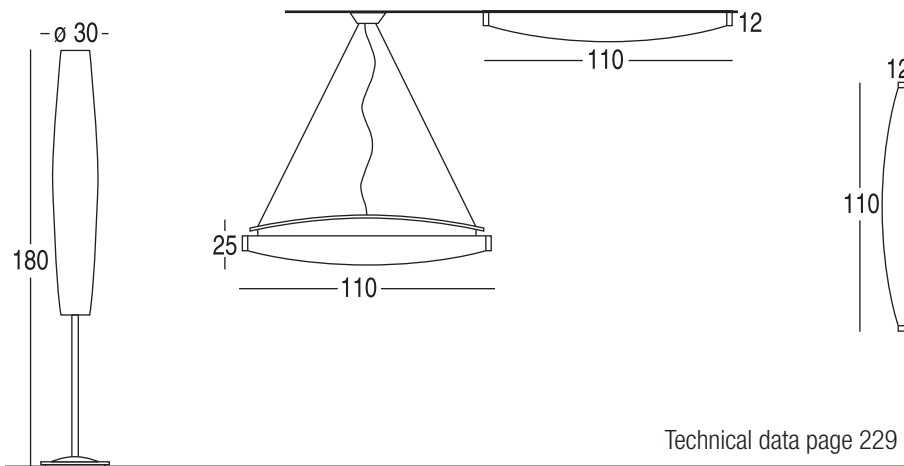




METALLO
METAL



NICHEL SATINATO
NICKEL SATIN



- ✨ **FLOOR sup.**  1 x max 250W
 R7s 78 mm alogena
- inf.**  6 x max 42W  Dimmer
 E14 oliva
- ✨ **PENDANT/APPLIQUE**  2 x max 30W
 G13 fluorescente

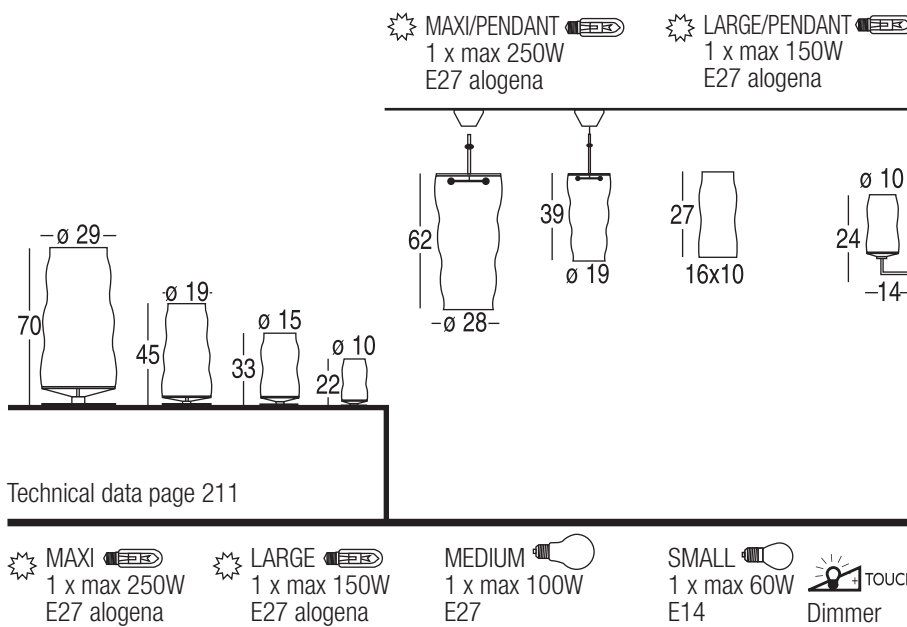








METALLO METAL		
	VERNICIATO ARGENTO <i>SILVER VARNISHED</i>	NERO <i>BLACK</i>
VETRO GLASS		
	BIANCO OPALINO <i>OPALINE WHITE</i>	TRASPARENTE <i>TRANSPARENT</i>
	BRONZO <i>BRONZE</i>	











METALLO
METAL



**NICHEL
SATINATO
NICKEL SATIN**

VETRO
GLASS

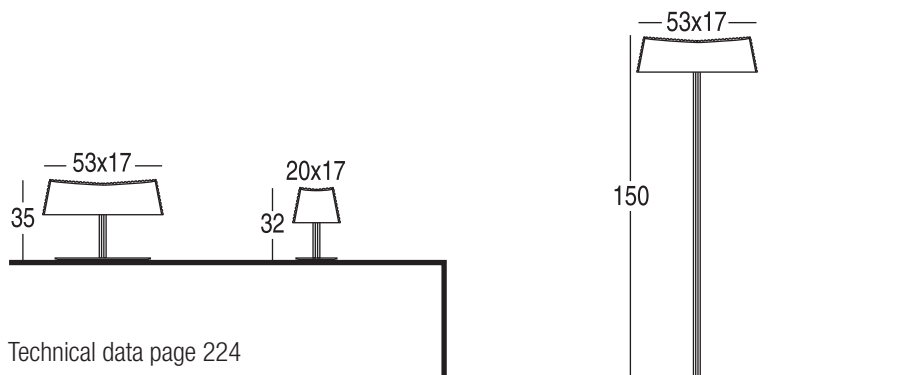
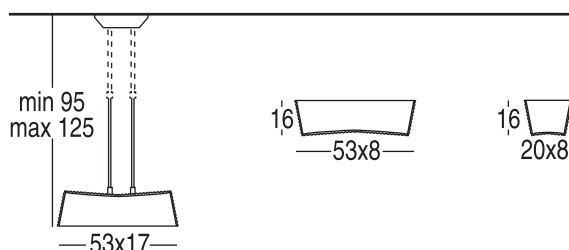


**TRASPARENTE/
ACIDATO
TRANSPARENT/
MAT**



FUMÉ

PENDANT 
2 x max 100W
E27



Technical data page 224

LARGE 
2 x max 60W 
E27

SMALL 
1 x max 60W 
G9 alogena

FLOOR 
2 x max 100W 
E27










LEGNO
WOOD



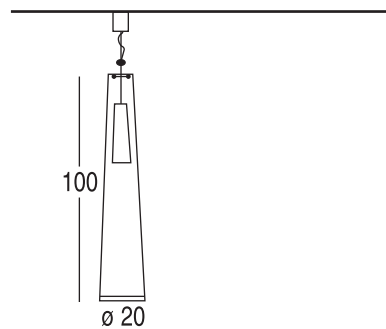
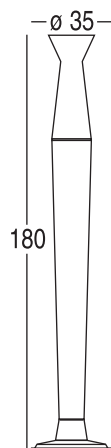
WENGÉ



**MIELE
HONEY**



**LACCATO BIANCO
LACQUERED WHITE**




Technical data page 244

☀️ **TERRA SUP.**
1 x max 150W
E27 alogena



Dimmer

☀️ **INF.**
2 x max 30W
G13 fluorescente



1 x max 250W
E27 alogena






VETRO
GLASS



**TRASPARENTE
TRANSPARENT**



**ACIDATO
MAT**



Technical data page 231



1 x max 100W
E27










LEGNO
WOOD



WENGÉ



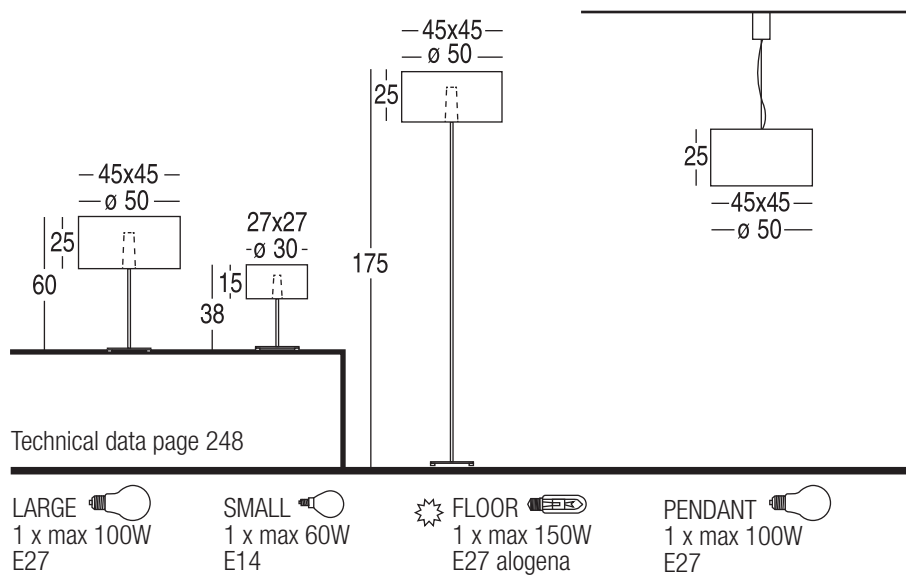
**ROVERE
OAK**



**MIELE
HONEY**




**Tutti i tessuti
della collezione
All fabrics of the
collection**



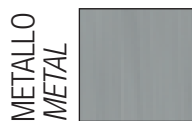





SMALL - LEGNO / WOOD

EBANO
EBONY

LARGE - METALLO / METAL

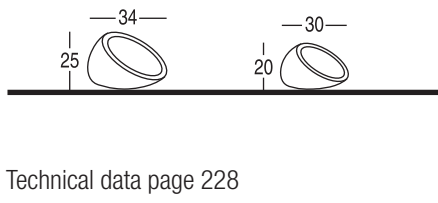


NICHEL SATINATO
NICKEL SATIN

Technical data page 225



LARGE 
2 x max 60W
E14



SMALL 
1 x max 60W
E14





Technical data page 228

LARGE 
1 x max 100W 
E27 Dimmer

SMALL 
1 x max 60W 
E27 Dimmer






CUOIO
LEATHER



**MOKA
MOKA**



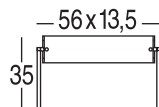
**COCCODRILLO
CROCODILE**





**NATURALE
NATURAL**



**BIANCO
WHITE**



Technical data page 231


DESK 
 1 x max 15W
 G13 Fluorescente





AVORIO / IVORY



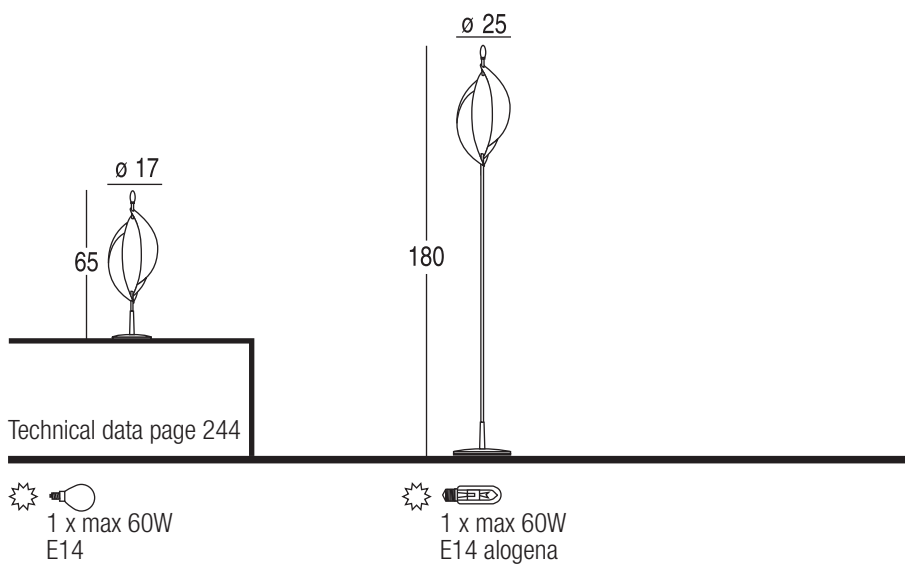
ARANCIO / ORANGE



MARRONE / BROWN




BLU / BLUE



Technical data page 244



 1 x max 60W
 E14



 1 x max 60W
 E14 alogena



Aba Hi-tech

Massimo Belloni




Foto: cotone bianco
Photo: white cotton

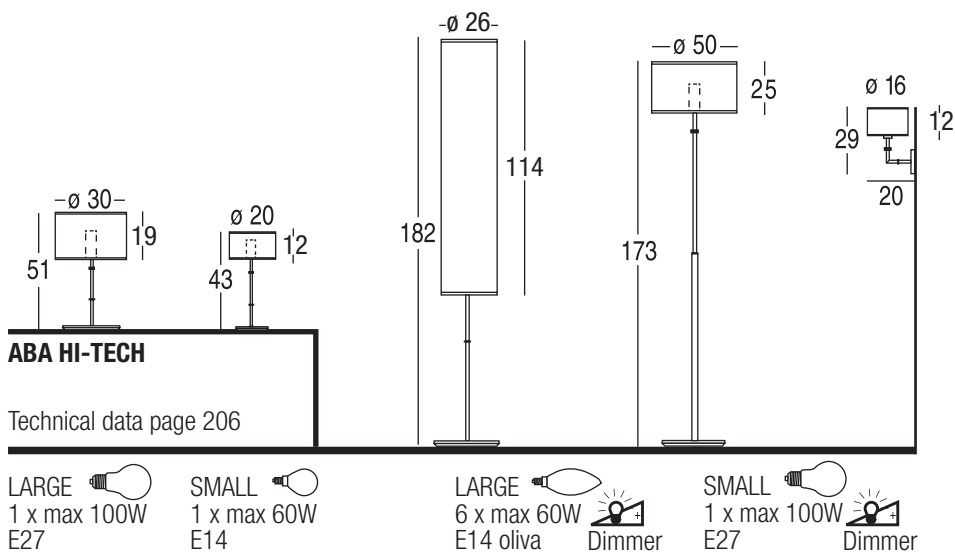
SMALL

LARGE

METALLO
METAL



NICHEL SATINATO
NICKEL SATIN



9403

Aba Vip

Massimo Belloni





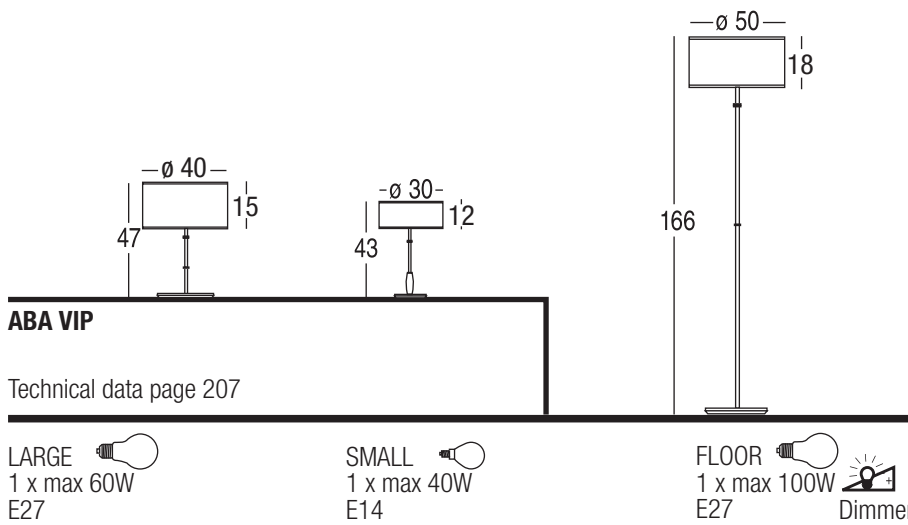
Foto: cotone bianco
Photo: white cotton

SMALL LARGE

METALLO
METAL



NICHEL SATINATO
NICKEL SATIN



9403

Aba Vip

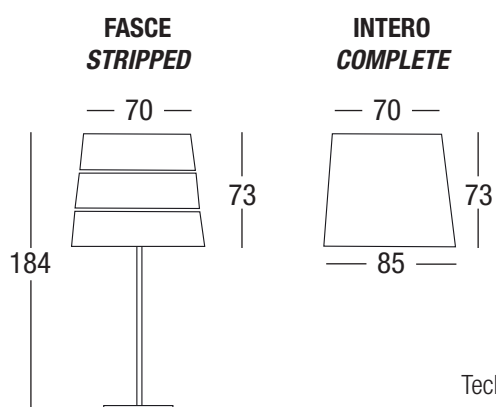
Massimo Belloni



Foto: canapa tabacco / Photo: tobacco hemp



Foto: cotone bianco
Photo: white cotton



Technical data page 229

 **TERRA**
1 x max 150W
E27

 **Dimmer**



Foto: seta nero / Photo: black silk




LEGNO
WOOD



WENGÉ



CILIEGIO
CHERRYWOOD

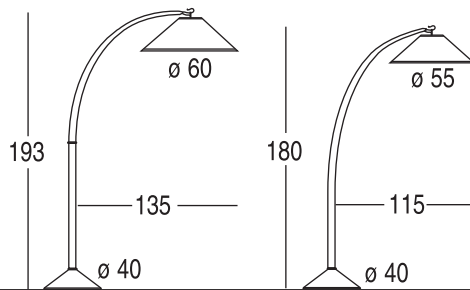


BIANCO
WHITE

TESSUTO
FABRIC



Tutti i tessuti
della collezione
*All fabrics of the
collection*



Technical data page 223



1 x max 100W
E27



Foto: PVC bianco / Photo: white PVC

Sospensioni, plafoniere, appliques in tessuto

Fabric pendants, ceilings, wall lamps





Sospensioni cilindriche

Cylindrical pendants

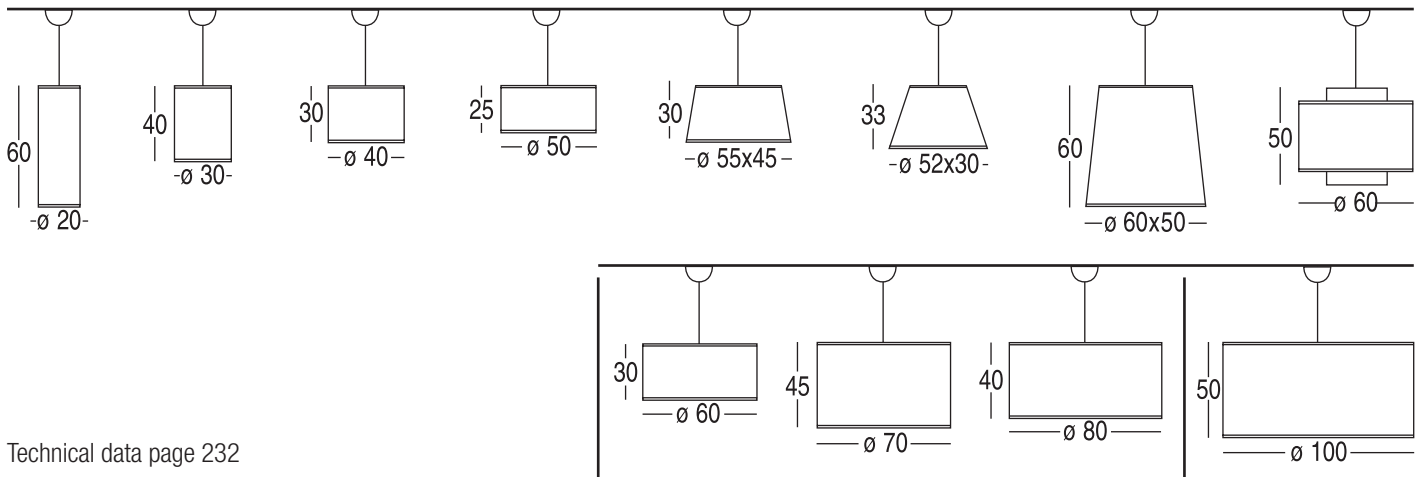


Foto: cilindro doppio seta tabacco/avorio
Photo: double cylinder silk tobacco/ivory



Foto: cilindro doppio nero/argento
Photo: double cylinder black/silver

A richiesta: chiusura inferiore parziale tessuto
On demand: partial fabric bottom closure



Technical data page 232

 1 x max 100W
E27

 1/3 x max 100W
E27

 3 x max 100W
E27

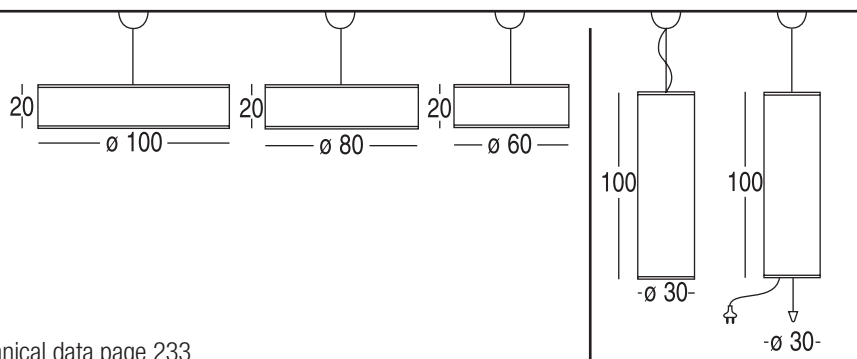


Foto: cilindro seta nero chiusura inferiore parziale in tessuto / Photo: cylinder black silk partial fabric bottom closure




Foto: cilindro basso canapa tabacco - cotone bianco
 Photo: low cylinder tobacco hemp - white cotton

Chiusura inferiore totale plexiglass
Complete bottom closure plexiglass



Technical data page 233


 3 x max 100W
 E27


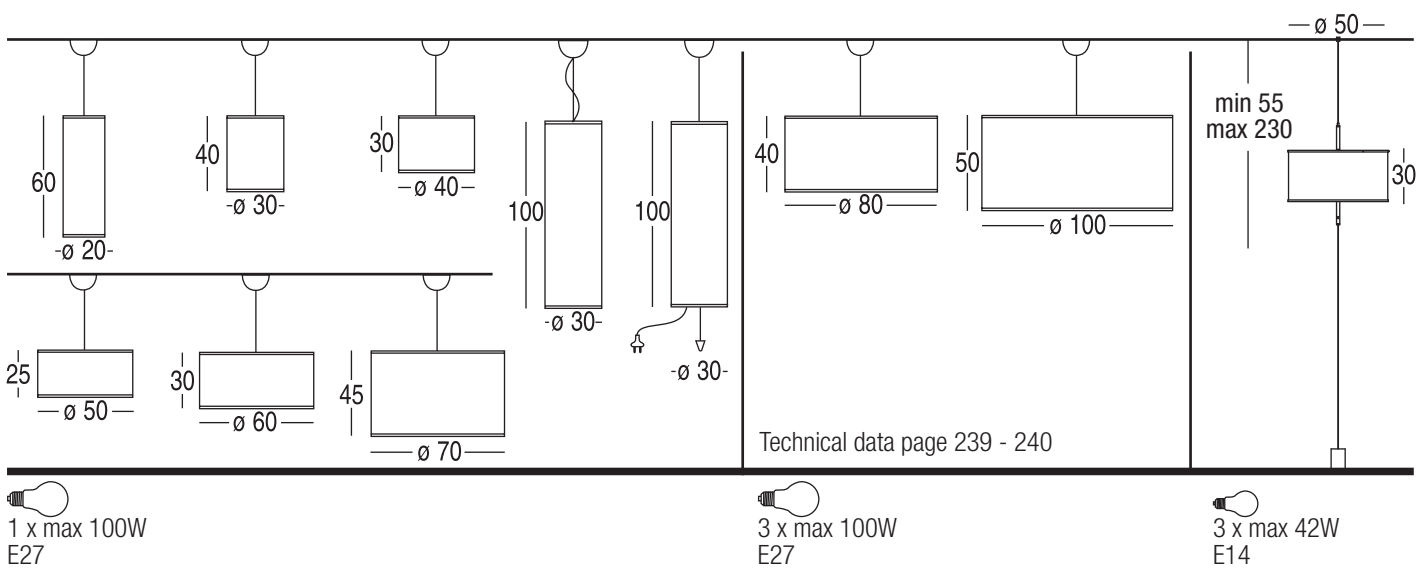

 1 x max 100W
 E27



Foto: cilindro alto cotone rosso - seta avorio / Photo: high cylinder red cotton - ivory silk

Sospensioni PVC specchiato

Mirroring PVC Pendants



1009

Up & Down


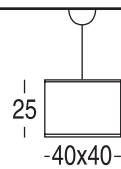


Foto: PVC specchiato argento / Photo: silver mirroring PVC

Sospensioni Quadrate

Square Pendants

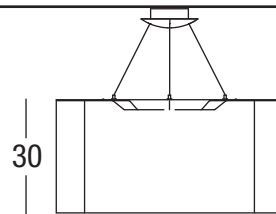
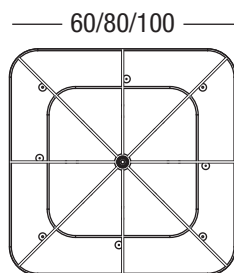


Technical data page 233

SQUARE 
1 x max 100W
E27

Sospensioni Quadrate

Square Pendants

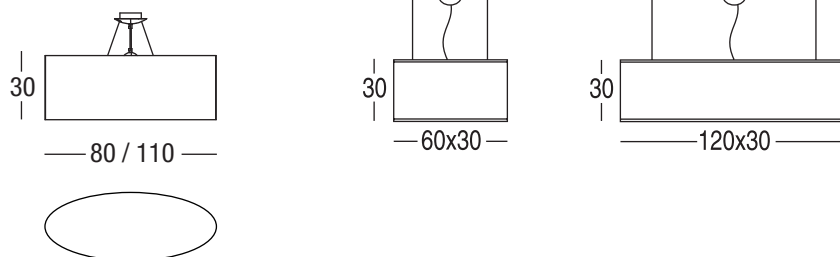



Technical data page 235

SQUARE 
3 x max 100W
E27

Sospensioni Ovali

Oval Pendants



Technical data page 234

OVAL 
2 x max 100W
E27

RECTANGULAR 
2 x max 100W
E27

Sospensioni Rettangolari

Rectangular Pendants



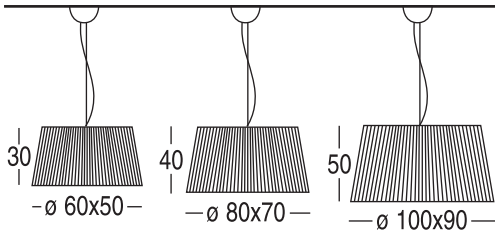


Tutti i tessuti della collezione
Fabric of the all collection

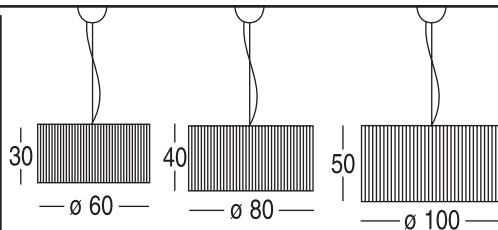


Plissé seta a mano
Hand made silk plissé

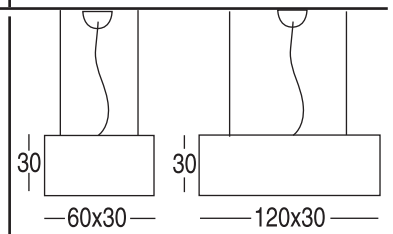
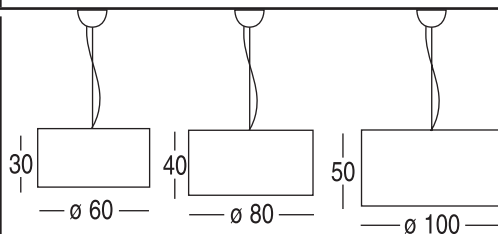
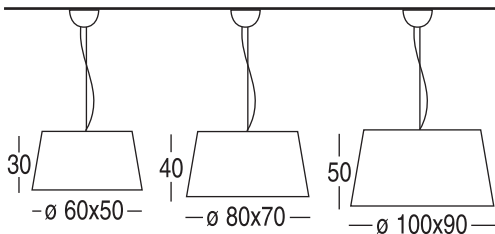
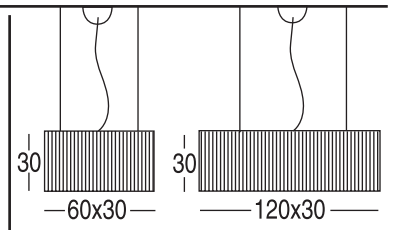
SEMICONO / SEMICONE



CILINDRO / CYLINDER



RETTANGOLARE / RECTANGULAR



Technical data page 238


3 x max 100W
E27


3 x max 100W
E27


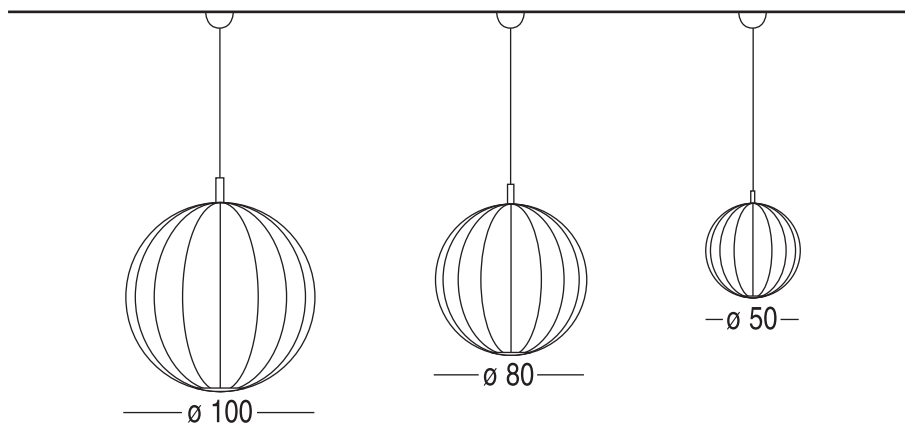

2 x max 100W
E27



Foto: semicono plissé seta a mano avorio, chiusura inferiore parziale in plexiglass
Photo: semicone ivory hand made silk plissé, partial plexiglass bottom closure



Technical data page 210



1 x max 100W
E27



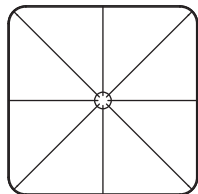
Foto: tessuto elasticizzato sfoderabile bianco
Photo: white elasticized and removable fabric

Slide plafoniere

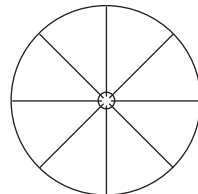
Ceilings lamps



— 60/80/100 —



— Ø 60/80/100 —



3 x max 100W
E27

Technical data page 235



Foto: plafoniera rotonda in cotone bianco / *Photo: white cotton round ceiling*

Vanity Appliques

Wall lamps



RETTANGOLARE / RECTANGULAR



Technical data page 240



ROTONDA / ROUND



Technical data page 240




CLASSICA / CLASSIC



Technical data page 240

SMALL 
1 x max 60W
E14

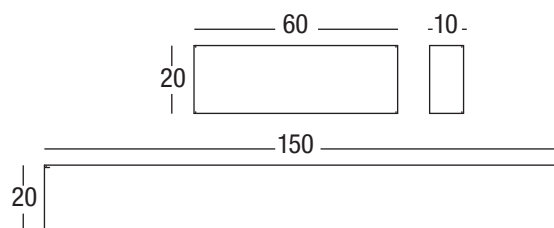
LARGE 
1 x max 100W
E27

Vanity


Appiques rettangolare
Rectangular wall lamps




Foto: cotone bianco / Photo: white cotton



Technical data page 240

SMALL 
1 x max 14W
T5

LARGE 
2 x max 49W
T5

Produzioni speciali / Custom made

Grazie alla flessibilità della nostra produzione, rigorosamente made in Italy, siamo in grado di sviluppare e realizzare anche progetti custom made. Sulla base delle esigenze del cliente il nostro ufficio tecnico potrà progettare lampade speciali, che verranno prodotte su misura, garantendo sempre la massima precisione e qualità.

Thanks to the flexibility of our production, strictly made in Italy, we are able to develop and realize also custom made projects. On the base of our customer's exigencies, our technical office designs special lamps, that will be custom made, always granting the utmost precision and quality.



Foto: canapa bianca / Photo: white hemp

Technical data page 236

Sospensioni e plafoniere cilindriche, speciali Maxi realizzate con tessuti della collezione.
Cablaggio elettrico con 5 lampadine e chiusura parziale inferiore in tessuto o totale in plexiglass.

Maxi custom made cylinder pendants and ceiling lamps made with the fabrics of the collection.

Electrical wiring with 5 sockets and partial bottom closure in fabric or total plexiglass.

Sospensione cilindro Maxi - Maxi cylinder pendant

1025-20-50	Ø cm. 120xh50	3x Max 100W E27
1030-20-50	Ø cm. 150xh50	5x Max 100W E27
1031-20-50	Ø cm. 180xh50	5x Max 100W E27
1032-20-50	Ø cm. 200xh50	5x Max 100W E27

Sospensione rettangolare Maxi - Maxi rectangular pendant

1033-20-80	cm. 200x30xh30	4x Max 100W E27
1034-20-80	cm. 250x30xh30	4x Max 100W E27

Plafoniere cilindro Maxi - Maxi cylinder ceiling lamp

1025-40-50	Ø cm. 120xh50	3x Max 100W E27
1030-40-50	Ø cm. 150xh50	5x Max 100W E27
1031-40-50	Ø cm. 180xh50	5x Max 100W E27
1032-40-50	Ø cm. 200xh50	5x Max 100W E27



Foto: sospensione Maxi Ø 150 cm., rivestimento canapa tabacco
Photo: maxi pendant Ø 150 cm., covered by tobacco hemp

Appliques



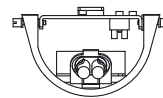
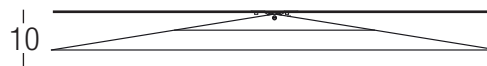
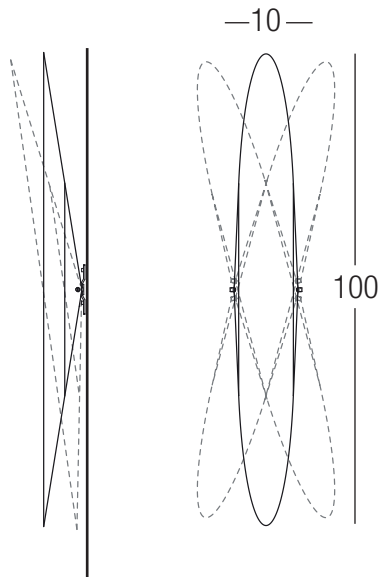




BIANCO
WHITE



NERO
BLACK



Technical data page 241



2 x max 11W
2G7 fluorescente






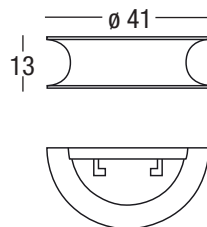
METALLO
METAL




BIANCO
WHITE



FOGLIA ORO
GOLD LEAF




Technical data page 217

 1 x max 100W
R7s 117 mm alogena






Technical data page 215

★ **LARGE** 
1 x max 150W
R7s 117 mm alogena

★ **SMALL** 
1 x max 60W
R7s 78 mm alogena





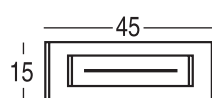
METALLO
METAL



BIANCO LUCIDO
GLOSSY WHITE




CROMO LUCIDO
GLOSSY CHROME





Technical data page 247

fluorescente 
2 x max 24W
2G11

alogeno 
1 x max 150W
R7s 117 mm





VETRO
VETRO



TRASPARENTE
TRANSPARENT



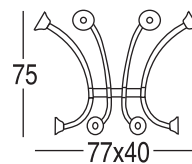
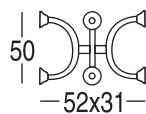
FUMÉ
FUMÉ




AMBRA
AMBER




ORO ROSA
PINK GOLD





Technical data page 220

SMALL 
G4 6 x 20W 12V

LARGE 
G4 8 x 20W 12V

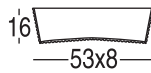





VETRO
GLASS




TRASPARENTE/ACIDATO
TRANSPARENT/MAT



Technical data page 224

LARGE 
1 x max 36W
2G11 FL

SMALL 
1 x max 60W
G9 alogena

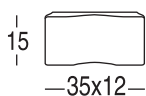




VETRO
GLASS


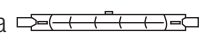


BIANCO OPALINO
OPALINE WHITE

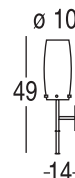
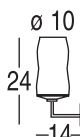


Technical data page 226


2 x max 60W
E27


 alogena 
1 x max 150W
R7s 117 mm alogena





Technical data page 211

Technical data page 230



Camera Hotel 5 stelle - Room of 5 stars' Hotel

METALLO
METAL

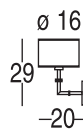


NICHEL SATINATO
NICKEL SATIN

TESSUTO
FABRIC



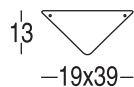
COLLEZIONE
COLLECTION



Technical data page 206

 1 x max 60W
E14

9209 Iona



Technical data page 219



9215 Lolly



Technical data page 225



9803 Bodona

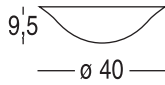



Technical data page 211

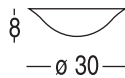


9525

1001/1002



LARGE 
2 x max 60W
E27



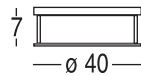
SMALL 
1 x max 60W
E27




Technical data page 249

0603

Cenere



 1 x max 200W
R7s 117 mm alogena


Technical data page 214



9236

4000

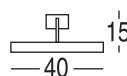
METALLO
METAL




CROMO LUCIDO
GLOSSY CHROME



OTTONE
BRASS




2 x max 40W
E14 alogena

Technical data page 249





CONTRACT



1003 **Bridget**

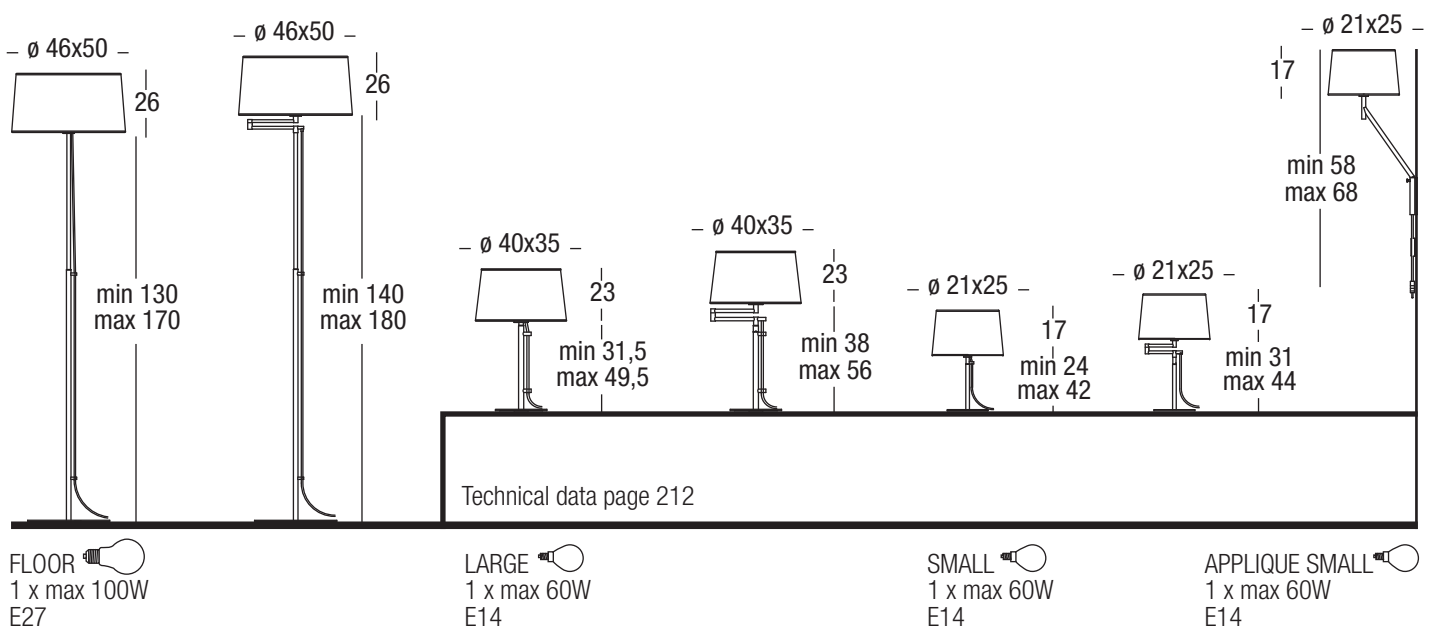
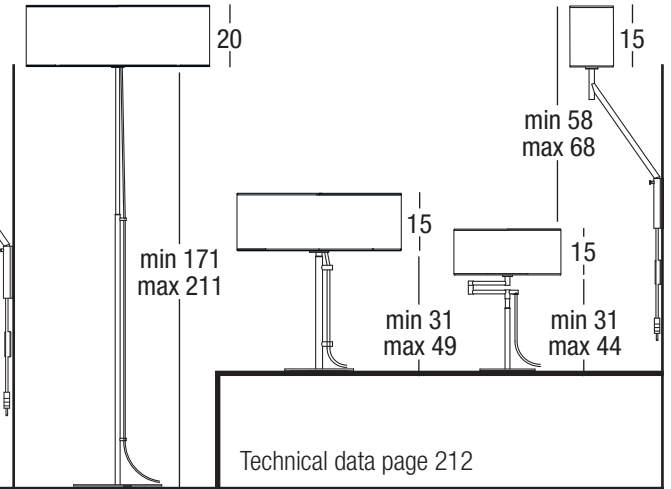
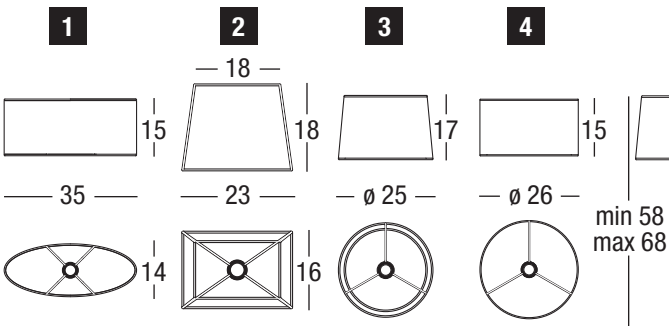
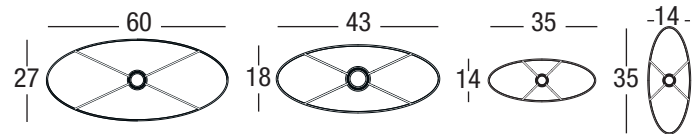





Foto: lino sabbia - seta mirtillo / Photo: sand linen - mirtillo silk

1003 Bridget



- 1003-31 Applique - Wall lamp**
- 1 Paralume ovale - *Oval shade*
 - 2 Paralume trapezio - *Trapezium shade*
 - 3 Paralume semicono - *Semicone shade*
 - 4 Paralume cilindro - *Cylinder shade*

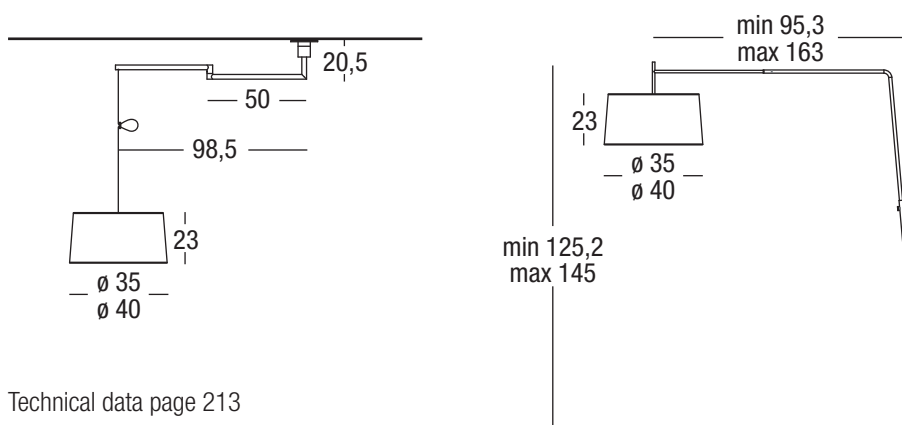
1 x max 60W
E14

Technical data page 212



Foto: seta bianca / Photo: white silk

1003 Bridget




1 x max 100W
E27



Foto: cotone blu indaco / Photo: blu indigo cotton

Dati tecnici

Technical data



Aba Hi-tech Massimo Belloni 1995

Lampade con struttura in metallo nichel satinato. Paralume nei tessuti della collezione. Pyrex interno.

Lamps with structure in nickel satin metal. Shade in the fabrics of the collection. Inside pyrex.

Lampen mit Struktur aus Metall Nickel satiniert. Schirm in den verschiedenen Materialien der Kollektion erhältlich. Innenpyrex.

Lampes avec structure en métal nickel satiné. Abat-jour dans les tissus de la collection. Pyrex à l'intérieur.

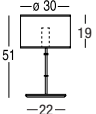

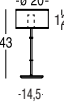

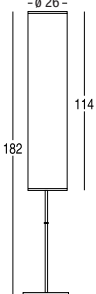


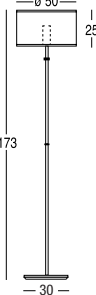




Lámparas con estructura en níquel satinado. Pantalla en los tejidos de la colección con pyrex interior.

9402

Tavolo Table

Terra Floor

Applicque Wall

codice code	cavo elettrico cm electric cable cm	imballo cm SH = Shade imballo cm ST = structure	peso netto kg. net weight kg.	peso lordo kg. gross weight kg.	lampadina bulb	
9402-03 LARGE 	160	SH 45 x 45 x 28 h.	0,5	1,3	 1 x max 100W E27	CE □ ▽ 0,5m
		ST 27 x 27 x 57 h.	3,4	4,2		
9402-01 SMALL 	160	SH 31 x 31 x 32 h.	0,3	0,7	 1 x max 60W E14	CE □ ▽ 0,3m
		ST 27 x 27 x 57 h.	1,7	2,2		
9402-12 LARGE  <p>Paralume non realizzabile in plissé morbido Not available in soft plissé</p>	200	SH 33 x 33 x 124 h.	0,8	2,8	 6 x max 60W E14 oliva  Dimmer	CE ≡ ▽ 1m
		ST 36 x 36 x 184 h.	7,5	10,2		
9402-11 SMALL 	200	SH 55 x 55 x 35 h.	0,5	2,5	 1 x max 100W E27  Dimmer	CE ≡ ▽ 0,5m
		ST 36 x 36 x 184 h.	7,5	9,5		
9402-30 		SH 31 x 31 x 32 h.	0,4	0,8	 1 x max 60W E14	CE ≡ ▽ 0,3m
		ST 31 x 31 x 32 h.	0,2	0,6		

Aba Vip

Massimo Belloni 1995/2008

Lampade con struttura in metallo nichel satinato. Paralume nei tessuti della collezione. Chiusura inferiore e superiore totale in plexiglas.

Lamps with structure in nickel satin metal. Shade in the fabrics of the collection. Complete bottom and top closure in plexiglas.

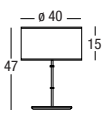

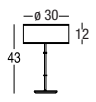

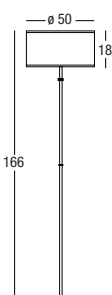


Lampen mit Struktur aus Metall Nickel satiniert. Schirm in den verschiedenen Materialien der Kollektion erhältlich. Ganze Ober- und Unterabdeckung aus Plexiglas.

Lampes avec structure en métal nickel satiné. Abat-jour dans les tissus de la collection. Fermeture inférieure et supérieure complète en plexiglas.

Lámparas con estructura en níquel satinado. Pantalla en los tejidos de la colección. Cierre inferior y superior total en plexiglas.

9403

Tavolo Table

codice code		cavo elettrico cm electric cable cm	imballo cm SH = Shade imballo cm ST = structure	peso netto kg. net weight kg.	peso lordo kg. gross weight kg.	lampadina bulb	
9403-03 LARGE		160	SH 45 x 45 x 28 h.	4,5	5,3	 1 x max 60W E27	CE □ ▽ 0,5m
			ST 27 x 27 x 57 h.	3,4	4,2		
9403-01 SMALL		160	SH 31 x 31 x 32 h.	2,5	3,3	 1 x max 40W E14	CE □ ▽ 0,3m
			ST 27 x 27 x 57 h.	1,7	2,2		
9403-11		200	SH 55 x 55 x 35 h.	8,5	12,5	 1 x max 100W E27  Dimmer	CE ≡ ▽ 0,5m
			ST 36 x 36 x 184 h.	7,5	9,5		

Terra Floor

Angelina Carlo Colombo 2007

Lampade con struttura in metallo verniciato nei colori lucidi: bianco o cromo. Diffusore in Plexiglas bianco.

Lamps with structure in varnished metal in the glossy colours: white or chrome. Shade in white Plexiglas.

Lampen mit Struktur aus lackiertem Metall in den glänzenden Farben: Weiß oder Chrom. Schirm aus weißem Plexiglas.

Lampes avec structure en métal verni dans les couleurs poli: blanc ou chrome. Diffuseur en Plexiglas blanc.

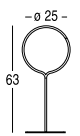


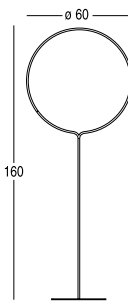
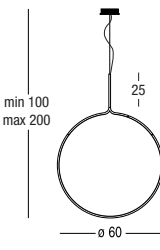
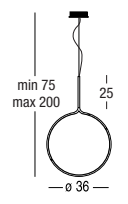
Lámparas con estructura en metal barnizado en los colores brillantes: blanco o cromado. Pantalla en Plexiglas blanco.

0702

Tavolo Table

Terra Floor

Sospensioni Pendant

codice code		cavo elettrico cm electric cable cm	imballo cm package cm	SH = Shade ST = structure	peso netto kg. net weight kg.	peso lordo kg. gross weight kg.	lampadina bulb	
0702-03 LARGE		180	29 x 30 x 71 h.		3	4	1 x max 60W E27	CE □ ▽
0702-01 SMALL		180	20 x 21 x 40 h.		1,2	2	1 x max 25W E14	CE □ ▽
0702-12 HIGH		200	SH 2 box da 40 x 40 x 23 h. ST 40 x 45 x 210 h.		0,6	2	1 x max 100W E27	CE □ ▽
0702-11 LOW		200	SH 2 box da 64 x 64 x 35 h. ST 40 x 70 x 170 h.		3	7	1 x max 150W E27	CE □ ▽
0702-23 LARGE			127 x 68 x 45 h.		5	12,5	1 x max 150W E27	CE □ ▽
0702-21 SMALL			100 x 42 x 34 h.		3	5,5	1 x max 100W E27	CE □ ▽

☼ = lampadina compresa
bulb included

Bag Carlo Colombo 2007

Lampade in espanso termoplastico nei colori lucidi: bianco, nero.

Lamps in thermoplastic expansion in the glossy colours: white, black.

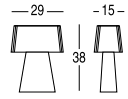

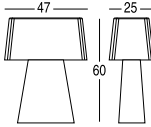

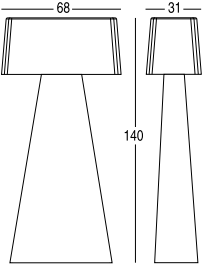



Lampen aus Thermoplastische Expansion in den glänzenden Farben: Weiß, Schwarz.

Lampes en expansion thermoplastique dans les couleurs poli: blanc, noir.

Lámparas en expansión termoplástica en los colores brillantes: blanco, negro.

0706

Tavolo Table

codice code		cavo elettrico cm electric cable cm	imballo cm SH = Shade imballo cm ST = structure	peso netto kg. net weight kg.	peso lordo kg. gross weight kg.	lampadina bulb	
0706-01 SMALL		180	40 x 26 x 50 h.	2,1	3,5	 2 x max 40W E14	CE □ ▽
0706-03 LARGE		180	42 x 62 x 81 h.	5,3	8,5	 3 x max 40W E14	CE □ ▽
0706-10		200	48 x 82 x 160 h.	13,2	22,5	 sup. 1 x max 60W E14  inf. 2 x max 100W E27  Dimmer	CE □ ▽

Terra Floor

Bag outdoor Carlo Colombo 2008

Lampade da esterno in espanso termoplastico nei colori lucidi: bianco, nero.
Grado di protezione IP44:
- Apparecchio a prova di penetrazione di oggetti solidi con ø superiore a 1 mm
- Apparecchio protetto contro gli spruzzi d'acqua da ogni direzione.

"Outdoor" lamps in thermoplastic expansion in the glossy colours: white, black.
Protection Class IP44:
- Protected against penetration of solid objects larger than 1 mm.
- Protected against splashing water from any direction.

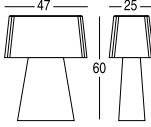

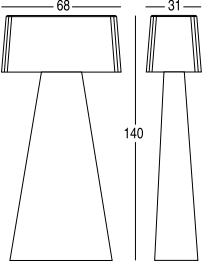


Lampen "outdoor" aus Thermoplastischer Expansion in den glänzenden Farben: Weiß, Schwarz.
Schutzklass IP44:
- Geschützt gegen Eindringung von soliden Körpern, die größer als 1 mm sind.
- Geschützt gegen Wasserspritzer von irgendeiner Richtung.

Lampes "outdoor" en espanso termoplastique dans les couleurs: blanc, noir.
Classe de protection IP44:
- Protégé contre pénétration d'objets solides plus grands que 1 mm.
- Protégé contre les projections d'eau provenant de toute direction.

Lámparas "outdoor" en expansión termoplástica en los colores brillantes: blanco, negro.
Clase de protección IP44:
- Protegido contra cuerpos sólidos mayores de 1 mm.
- Protegido contra salpicaduras de agua de cualquier dirección.

0802

Tavolo Table

codice code		cavo elettrico cm electric cable cm	imballo cm SH = Shade imballo cm ST = structure	peso netto kg. net weight kg.	peso lordo kg. gross weight kg.	lampadina bulb	
0802-03 LARGE		100 (senza spina) (without plug)	42 x 62 x 81 h.	7	10,5	 3 x max 40W E14	CE □
0802-10		100 (senza spina) (without plug)	48 x 82 x 160 h.	15	24,3	 sup. 1 x max 60W E14  inf. 2 x max 60W E14 alogena	CE □

Terra Floor

Baloon

Sospensioni con struttura metallica, rivestimento sfoderabile e lavabile in tessuto elasticizzato bianco.

Cablaggio elettrico con rosone nichel satinato e filo cotone rosso.

A RICHIESTA:

- estensione cablaggio elettrico

Pendants with metallic structure, removable and washable cover in elasticised white fabric.

Electrical wiring with nickel satin canopy and red electrical cable.

ON DEMAND:

- longer electrical and hanging cable

Hängeleuchte mit Struktur aus Metal, beseitigbarem und waschbarem Bezug aus Weiß- barstoffe.

Deckbefestigung Nickel satiniert und rote Verkabelung.

AUF VERLANGEN:

- längere elektrische und Hangkabel

Suspensions avec structure métallique, revêtement en tissu élastique blanc qu'on peut enlever et laver.

Câblage avec calotte en nickel satiné et câble électrique rouge.

SUR DEMANDE:

- câble électrique et de suspension plus long

Lámparas de techo con estructura metálica, recubrimiento en tejido elástico blanco que se puede retirar y lavar.













Cableado con roseton níquel satinado y cable eléctrico rojo.

A PEDIDO:

- cable eléctrico y colgante más largo

0606

Sospensioni Pendant

codice code		cavo elettrico cm	imballo cm SH = Shade imballo cm ST = structure	peso netto kg. net weight kg.	peso lordo kg. gross weight kg.	lampadina bulb	
0606-20-06 SMALL		200	55 x 55 x 60 h.	1,5	6,5	 1 x max 100W E27	CE  
0606-20-07 MEDIUM		200	85 x 85 x 87 h.	2,7	8	 1 x max 100W E27	CE  
0606-20-08 LARGE		200	105 x 105 x 100 h.	3,4	10	 1 x max 100W E27	CE  

Bodona Umberto Asnago 1998

Lampade da tavolo con struttura in metallo verniciato argento o nero. Sospensioni e appliques solo con struttura in metallo verniciato argento. Diffusore in vetro soffiato opalino bianco, trasparente e bronzo con pyrex interno.

Table lamps with structure in silver or black varnished metal.

Pendants and wall lamps only with structure in silver varnished metal. Shade in blown glass: opal white, transparent with inside pyrex or bronze.

Tischleuchte mit Struktur aus lackiertem Metal: Silber oder Schwarz.

Hängeleuchte und Wandleuchte nur mit Struktur aus schwarzem lackiertem Metal. Schirm aus geblasenem Glas: Opalweiß, Transparent mit Innenpyrex oder Bronze.

Lampes à poser avec structure en métal verni argent ou noir. Suspensions et appliques seulement avec structure en métal verni argent. Abat-jour en verre soufflé opalin blanc, transparent avec pyrex l'intérieur ou bronze.

Lámparas de mesa con estructura en metal barnizado plata o negro. Lámparas de techo o de pared solo con estructura en metal barnizado plata. Pantalla en vidrio soplado: opal blanco, transparente con pyrex interior o bronce.

9803

Tavolo Table

codice code		cavo elettrico cm electric cable cm	imballo cm SH = Shade imballo cm ST = structure	peso netto kg. net weight kg.	peso lordo kg. gross weight kg.	lampadina bulb	
9803-04 MAXI		160	SH 41 x 41 x 77 h. ST 37 x 37 x 48 h.	3,8 6	5 6,8	1 x max 250W E27 alogena TOUCH Dimmer	CE F D1m
9803-03 LARGE		160	31 x 31 x 62 h.	3,4	4,2	1 x max 150W E27 alogena TOUCH Dimmer	CE F D0,5m
9803-02 MEDIUM		160	27 x 27 x 57 h.	1,7	2,2	1 x max 100W E27 TOUCH Dimmer	CE F D0,5m
9803-01 SMALL		160	31 x 31 x 32 h.	0,9	1,3	1 x max 60W E14 TOUCH Dimmer	CE F D0,3m
9803-24 MAXI		110	SH 41 x 41 x 77 h. ST 45 x 45 x 28 h.	3,8 0,6	5 2	1 x max 250W E27 alogena	CE F D0,8m
9803-23 LARGE		110	55 x 55 x 35 h.	1,6	2,6	1 x max 150W E27 alogena	CE F D0,8m
9803-35			31 x 31 x 32 h.	1,1	1,6	1 x max 60W E14	CE F D0,5m
9803-30			31 x 31 x 32 h.	0,7	1,2	1 x max 60W E14	CE F D0,5m

Sospensioni Pendant

Applique Wall

Bridget

Lampade con struttura in metallo nichel satinato. Paralumi nei tessuti della collezione.

A richiesta per quantitativi:
- finitura metallo: cromo lucido, ottone, brunito
- paralume: ovale, cilindro, trapezio.

Lamps with structure in nickel satin metal. Shades in the fabrics of the collection.

On demand for quantity:
- metal finishing: chrome glossy, brass, burnished
- shade: oval, cylinder, trapezium.

Leuchten mit Struktur aus Nickel satiniert. Schirmen aus den Stoff- und Farben von unsere Kollektion. Auf Anfrage für Mengen:

- Metall Ausführung: glänzendem Chrom, Messing, brüniert.
- Schirm: trapezförmig, oval oder zylinder.

Lampes avec structure en nickel satiné: Abat-jours dans les tissus de collection. Sur demande pour quantité:



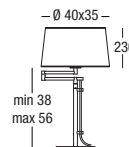

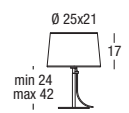

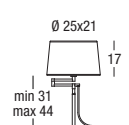

- Finition du métal: chrome poli, bruni et laiton.
- Abat-jour: trapézoïdale, ovale ou cylindre.

Lámparas con estructura en metal níquel satinado. Pantallas en los tejidos de la colección. Bajo pedido para cantidades:

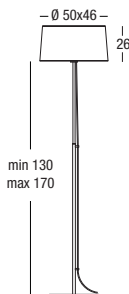

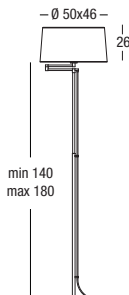

- Acabado en metal: cromo brillo, latón, bronce
- Pantalla: oval, cilíndrica, trapezio

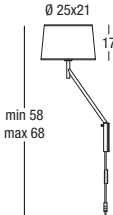

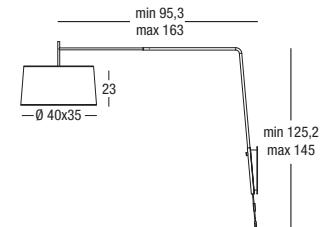

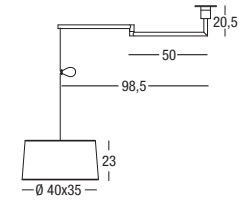

1003

Tavolo Table

codice code	cavo elettrico cm electric cable cm	imballo cm SH = Shade imballo cm ST = structure	peso netto kg. net weight kg.	peso lordo kg. gross weight kg.	lampadina bulb	
1003-03 LARGE EXTENSIBLE		SH 45 x 45 x 28 h. ST 31 x 31 x 62 h.	0,5	1,3	 1 x max 60W E27	CE □ ▽
1003-04 LARGE EXTENSIBLE ADJUSTABLE		SH 45 x 45 x 28 h. ST 31 x 31 x 62 h.	0,5	1,3	 1 x max 60W E27	CE □ ▽
1003-01 SMALL EXTENSIBLE		SH 31 x 31 x 32 h. ST 27 x 27 x 57 h.	0,3	0,7	 1 x max 60W E14	CE □ ▽
1003-02 SMALL EXTENSIBLE ADJUSTABLE		SH 31 x 31 x 32 h. ST 27 x 27 x 57 h.	0,3	0,5	 1 x max 60W E14	CE □ ▽

Terra Floor

1003-10 FLOOR EXTENSIBLE		SH 55 x 55 x 35 h. ST 40 x 40 x 148 h.	0,5	2,5	 1 x max 100W E27	CE □ ▽
1003-16 FLOOR EXTENSIBLE ADJUSTABLE		SH 55 x 55 x 35 h. ST 40 x 40 x 148 h.	0,5	2,5	 1 x max 100W E27	CE □ ▽

codice code	cavo elettrico cm electric cable cm	imballo cm imballo cm	SH = Shade ST = structure	peso netto kg. net weight kg.	peso lordo kg. gross weight kg.	lampadina bulb
1003-31 SMALL	 <p>Regolabile in altezza e orientabile <i>Extensible ad adjustable</i></p>	SH 31 x 31 x 32 h.		0,3	0,7	 1 x max 60W E14
		200	ST 55 x 55 x 32 h.		0,7	
1003-34 LARGE	 <p>Braccio estensibile, orientabile e regolabile in altezza <i>Extensible and adjustable arm</i></p>	SH 45 x 45 x 28 h.		0,5	1,3	 1 x max 100W E27
		200	ST 80 x 165 x 7 h.		2	
1003-20 ADJUSTABLE	 <p>Braccio orientabile e paralume regolabile in altezza <i>adjustable arm and shade</i></p>	SH 45 x 45 x 28 h.		0,5	1,3	 1 x max 100W E27
		150	ST 55 x 55 x 32 h.		2,7	

Cenere 1995

Plafoniera e applique con struttura in metallo nichel satinato. Diffusore in vetro sabbiato.

Ceiling and wall lamp with structure in nickel satin metal. Shade in mat glass.

Deckenlampe und Wandleuchte mit Struktur aus Metall Nickel satiniert. Schirm aus Mattglas.

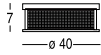
Plafonnier et applique avec structure en métal nickel satiné. Abat-jour en verre mat.

Plafones y aplique con estructura en metal níquel satinado. Pantalla en vidrio opaco.

0603

Plafoniera Ceiling

codice code	cavo elettrico cm electric cable cm	imballo cm SH = Shade imballo cm ST = structure	peso netto kg. net weight kg.	peso lordo kg. gross weight kg.	lampadina bulb
0603-40		55 x 55 x 35 h.	3	4	1 x max 200W R7s 117 mm alogena



C'hi Umberto Asnago 1999

Lampade con struttura in metallo nichel satinato. Diffusore esterno in vetro soffiato nei colori: argento, trasparente, bianco opalino, marrone lucido o nero lucido. Diffusore interno in vetro acidato. Apparenti difetti dei vetri soffiati come bolle, variazione dei toni di colore o puntature nell'argentatura sono da riconoscere come pregi della lavorazione a mano.

Lamps with structure in nickel satin metal. Outer shade in blown glass in the following colours: silver, transparent, opal white, or glossy black and brown. Inner shade in mat glass. Apparent imperfections, such as bubbles, nuances in the glass colours or spots in the silver finishing have to be recognised as qualities and signs of the hand made production.

Lampen mit Struktur aus Metall Nickel satiniert. Außenschirm aus geblasenem Glas in den folgenden Farben: Silber, Transparent, Opalweiß, oder Glänzender Schwarz und Brown. Innenschirm aus Mattglas. Scheinfehlern, wie Blasen, Farbnuancen oder Punkte in der Silberausführung müssen als Qualitäten und Zeichen einer Handwerküchbearbeitung verstanden sein.

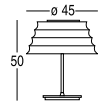
Lampes avec structure en métal nickel satiné. Abat-jour extérieure en verre soufflé dans les couleurs: argent, transparent, blanc opale, marron ou noir poli. Abat-jour intérieure en verre mat. Apparentes imperfections telles que des bulles des nuances ou des variations de la forme et des couleurs ou points dans la finition argent doivent être reconnus comme signes du travail fait à main.

Lámparas con estructura en metal níquel satinado. Difusor exterior en vidrio soplado en los colores: plata, transparente, opal blanco, marrón o negro brillante. Difusor interior en vidrio opaco. Aparentes defectos como burbujas, variaciones del color o puntos en el color plata, deben ser considerados como confirmacion de la elaboración a mano.

9907

Tavolo Table

codice code	cavo elettrico cm electric cable cm	imballo cm SH = Shade imballo cm ST = structure	peso netto kg. net weight kg.	peso lordo kg. gross weight kg.	lampadina bulb
9907-03 LARGE	160	SH 55 x 55 x 35 h. ST 34 x 34 x 55 h.	5,5 4,8	7 6	1 x max 100W E27
9907-02 MEDIUM	160	SH 44 x 44 x 29 h. ST 28 x 28 x 49 h.	2,5 3,3	4 4,3	1 x max 100W E27
9907-01 SMALL	160	SH 31 x 31 x 32 h. ST 20 x 20 x 38 h.	1,2 1,8	1,6 2,2	1 x max 60W E14

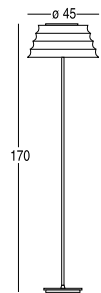


Snodo orientabile del diffusore
Joint for shade adjustment




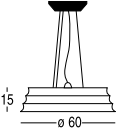

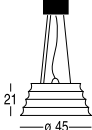



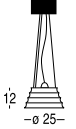





Terra Floor

9907-10	200	SH 55 x 55 x 35 h. ST 36 x 36 x 184 h.	5,5 7	7 10	1 x max 150W E27 alogena Dimmer
---------	-----	---	----------	---------	------------------------------------



Snodo orientabile del diffusore
Joint for shade adjustment



codice code	cavo elettrico cm electric cable cm	imballo cm SH = Shade imballo cm ST = structure	peso netto kg. net weight kg.	peso lordo kg. gross weight kg.	lampadina bulb
9907-24 MAXI		SH 68 x 68 x 35 h. ST 45 x 45 x 28 h.	4,4 1,5	7,2 4,3	 3 x max 100W E27
9907-23 LARGE		SH 55 x 55 x 35 h. ST 31 x 31 x 32 h.	3,1 1,2	4,5 1,6	 1 x max 100W E27
9907-22 MEDIUM		SH 45 x 45 x 28 h. ST 31 x 31 x 32 h.	2,5 1,2	3,3 1,5	 1 x max 100W E27
9907-21 SMALL		SH 31 x 31 x 32 h. ST 31 x 31 x 32 h.	2,1 1,2	2,5 1,5	 1 x max 60W E14
9907-33 LARGE		55 x 42 x 37 h.	2	3	 1 x max 150W R7s 117 mm al.
9907-31 SMALL		45 x 45 x 28 h.	1,2	2	 1 x max 60W R7s 78 mm al.

China

Nicola Gallizia 2003/2007

Lampade con struttura in metallo tornito in lastra. Verniciato opaco nei colori: rosso, maron glacé o bronzo. Verniciato lucido nei colori: bianco, nero o cromo. Disponibile anche in foglia oro o argento. **La MAXI è disponibile solo nei colori bianco lucido e foglia oro e bronzo.**

Lamps with metal structure. Mat varnished in the colours: red maron glacé or bronze. Glossy varnished in the colours: white, black or chrome. Available also in golden or silver leaf. **MAXI table lamp available only in the colours: glossy white, golden leaf and bronze.**

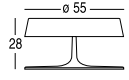







Lampen mit Struktur aus Metal. Matt lackiert in den Farben: rot, maron glacé oder bronze. Glänzendlackiert in den Farben: weiß, schwarz oder Chrom. Aus Blattgold oder Silberfolie auch erhältlich. **MAXI Tischleuchte nur aus glänzendem weiss Blattgold und Bronze erhältlich.**

Lampes avec structure en métal. Verni mat dans les couleurs: rouge, maron glacé ou bronze. Verni poli dans les couleurs: blanc, noir ou chrome. Disponible aussi en feuille d'or ou feuille d'argent. **La lampe à poser MAXI n'est disponible que dans les couleurs: blanc poli feuille d'or et bronze.**







Lámparas con estructura en metal. Lacado opaco en los colores: rojo, maron glacé o bronzo. Lacado brillante en los colores: blanco, negro o cromado. Disponible también en pan de oro o pan de plata. **Lámpara de mesa MAXI disponible solamente en los colores: blanco brillante pan de oro y bronce.**

0308

Tavolo Table

codice code		cavo elettrico cm electric cable cm	imballo cm SH = Shade imballo cm ST = structure	peso netto kg. net weight kg.	peso lordo kg. gross weight kg.	lampadina bulb	
0308-04 MAXI	 Disponibile solo: bianco lucido o foglia oro Available only: glossy white or gold leaf	180	62 x 62 x 48 h.	9,5	12	 3 x max 100W E27  Dimmer	CE □ ▽ \varnothing 0,5m
0308-00 MEDIUM		160	41 x 41 x 53 h.	3,7	5,3	 3 x max 40W E14  Dimmer	CE □ ▽ \varnothing 0,5m
0308-01 SMALL		180	27 x 27 x 37 h.	2,2	3	 2 x max 60W E14	CE □ ▽ \varnothing 0,5m

Terra Floor

0308-12 HIGH		200	41 x 41 x 186 h.	5,7	8,3	 3 x max 60W E14  Dimmer	CE □ ▽ \varnothing 0,5m
0308-11 LOW		200	41 x 41 x 137 h.	5	7	 3 x max 60W E14  Dimmer	CE □ ▽ \varnothing 0,5m

Cloé 2011

Sospensione in vetro soffiato bianco lucido con struttura metallo nichel satinato.

Pendant with structure in nickel satin metal. Shade in glossy white blown glass.

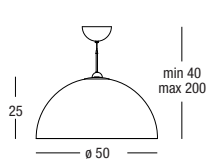
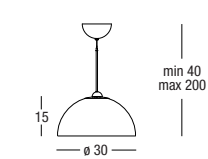
Hängeleuchte mit Struktur aus Metall Nickel satiniert. Schirm aus weissem glänzendem geblasenem Glas.

Suspension avec structure en métal nickel satiné. Abat-jour en verre soufflé blanc poli.

Lámpara de techo con estructura en metal níquel satinado. Difusor en vidrio soplado blanc brillante.

1113

Sospensioni Pendant

codice code	cavo elettrico cm electric cable cm	imballo cm SH = Shade imballo cm ST = structure	peso netto kg. net weight kg.	peso lordo kg. gross weight kg.	lampadina bulb	
1113-20-03 LARGE		200	60 x 60 x 35 h.	5	7	1 x max 25W E27 fluorescente
1113-20-01 SMALL		200	40 x 40 x 25 h.	1,5	3	1 x max 11W E14 fluorescente

Cryon Paolo Mapelli 2011

Lampade a sospensione con struttura in metallo verniciato bianco. Calotte in vetro: bianco lucido, argento/bianco, oro rosa/bianco

Pendant with structure in white varnished metal. Shades in glass: white glossy, silver/white, pink gold/white.

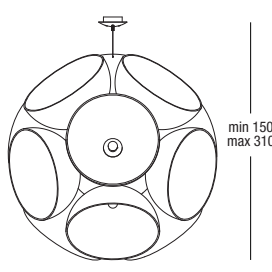
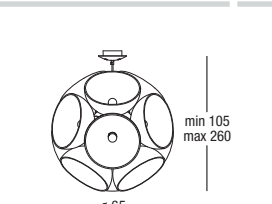
Hängeleuchte mit Struktur aus weissem lackiertem Metall. Schirmen aus Glass: glänzendem Weiss, Silber/Weiss, Rosengold/Weiss.

Suspensions avec structure en métal verni blanc. Diffuseurs en verre: blanc poli, argent/blanc, rose/blanc.

Lámparas de suspensión con estructura en metal pintado blanco. Difusores en cristal blanco brillante, plata/blanco, oro rosa/blanco

1012

Sospensioni Pendant

codice code	cavo elettrico cm electric cable cm	imballo cm SH = Shade imballo cm ST = structure	peso netto kg. net weight kg.	peso lordo kg. gross weight kg.	lampadina bulb	
1012-22 LARGE		200	wooden pallets SH 105 x 105 x 95 h. box ST 65 x 65 x 65 h.	68	100	12 x max 25W E27 fluorescente
1012-21 SMALL		200	SH + ST wooden pallets 120 x 80 x 75 h. 2 boxes: 65 x 65 x 65 h. 50 x 50 x 50 h.	18	36	12 x max 11W E14 fluorescente

Demì Nicola Gallizia

Appliche con struttura in metallo verniciato bianco o foglia oro.

Wall lamp with structure in white varnished metal or golden leaf.

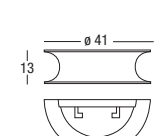
Wandleuchte mit Struktur aus Metal Weiß oder Blattgold.

Applique avec structure en métal verni blanc ou feuille d'or.

Lámparas de pared con estructura en metal blanco o pan de oro.

0906

Applique Wall

codice code	cavo elettrico cm electric cable cm	imballo cm SH = Shade imballo cm ST = structure	peso netto kg. net weight kg.	peso lordo kg. gross weight kg.	lampadina bulb
0906-30		45 x 45 x 28 h.	1	2	1 x max 100W R7s 117 mm alogena

Filofilo

Umberto Asnago / Carola Minotti 2011

Lampade da esterno e interno con struttura in metallo verniciata antracite rivestita con profilo in pvc nei colori: trasparente, verde smeraldo o glicine. Protezione Classe IP 44.

Outdoor and indoor lamps with structure in anthracite varnished metal covered with pvc cable in the following colours: transparent, emerald green or wisteria. Protection Glass IP 44.

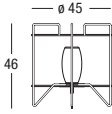


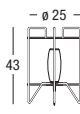


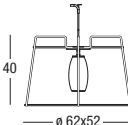


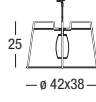


Outdoor oder Indoor Leuchten mit Struktur aus anthrazit lackiertem Metall und aus PVC Kabel in den folgenden Farben bekleidet: Transparent, Glyzinien oder Smaragdgrün. Schutzart IP 44.

Lampes Outdoor ou Indoor avec structure en métal verni anthracite et revetue avec câble en PVC dans les couleurs suivantes: transparent, glycines et emerald. Classe de protection IP 44.

Lámparas de exterior e interior con estructura en metal pintado color antracita revestida con perfil de pvc en los colores: transparente, verde esmeralda o glicina. Protección IP44

1103

Tavolo Table

codice code	cavo elettrico cm electric cable cm	imballo cm SH = Shade imballo cm ST = structure	peso netto kg. net weight kg.	peso lordo kg. gross weight kg.	lampadina bulb			
1103-03 LARGE		400	55 x 55 x 60 h.	4	8,5	 1 x max 75W E14 alogena	CE 	
1103-01 SMALL		400	37 x 37 x 62 h.	2,7	5,5	 1 x max 60W E14 alogena	CE 	
Sospensioni Pendant	1103-23 LARGE		400	66 x 66 x 48 h.	5	11,5	 1 x max 75W E14 alogena	CE 
	1103-21 SMALL		400	55 x 55 x 60 h.	3,3	7,5	 1 x max 60W E14 alogena	CE 

Glo

Carlo Colombo 2009

Lampade con struttura in metallo cromato lucido e vetro borosilicato. Diffusore esterno trasparente, iridescente oro e argento. Diffusore interno sabbato. A richiesta rosone a soffitto cromo lucido per tritico

Lamps with chromed metal structure and borosilicate glass. Outer shade transparent gold silver or iridescent. Inner shade sandblasted. On demand: round plate for triple fitting in glossy chrome metal.

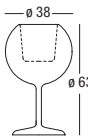





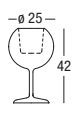




Leuchten mit Struktur aus glänzendem verchromtem Metall und Borosilikatglas. Außenschirm transparent, Regenbogenfarben schillernd golden oder silber. Innenschirm mat. Zur Anfrage: Deckenplatte aus glänzender verchromten Metall für Tryptichon


Lampes avec structure en métal chromé poli et verre borosilicate. Abat-jour extérieur transparent, iridescent, or ou argent intérieure sablé. Sur demande: Plaque ronde pour triptyque en métal chromé poli.

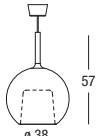
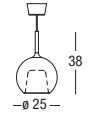
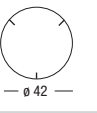
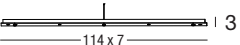
Lámparas con estructura en metal cromado brillante y cristal borosilicada. Difusor exterior transparente, iridiscente, oro y plata. Difusor interno al ácido. Bajo pedido rosetón a techo cromado brillante para composiciones triples.

0811

Tavolo Table


codice code	cavo elettrico cm electric cable cm	imballo cm SH = Shade imballo cm ST = structure	peso netto kg. net weight kg.	peso lordo kg. gross weight kg.	lampadina bulb			
0811-03 LARGE		180	49 x 49 x 78 h.	3,4	6,3	 1 x max 100W E27 alogena	 Dimmer	CE   
0811-01 SMALL		180	37 x 37 x 62 h.	1,6	3,4	 1 x max 60W E14 alogena	CE   	

codice code		cavo elettrico cm electric cable cm	imballo cm imballo cm	SH = Shade ST = structure	peso netto kg. net weight kg.	peso lordo kg. gross weight kg.	lampadina bulb	
0811-10		160		SH 49 x 49 x 98 h. ST 49 x 49 x 141 h.	5,0 9,5	8,0 13,0	1 x max 150W E27 alogena Dimmer	CE □ ▽

0811-23 LARGE		200		49 x 49 x 78 h.	3,3	6,2	1 x max 100W E27 alogena Dimmer	CE ≡ ▽
0811-21 SMALL		200		37 x 37 x 62 h.	1,5	3,3	1 x max 60W E14 alogena	CE ≡ ▽
0811-27 ROUND PLATE TRIPLE FITTINGS				55 x 55 x 35 h.	3,5	5,5		CE ≡ ▽
0811-28 RECTANGULAR PLATE TRIPLE FITTINGS				120 x 10 x 10 h.	1,7	3,0		CE ≡ ▽

Iona

Applique in vetro
bianco opalino.Wall lamp in white
opal glass.Wandlampe aus
weißem Opalglas.Applique en verre
blanc opalin.Applique en vidrio
opal blanco.

codice code		cavo elettrico cm electric cable cm	imballo cm imballo cm	SH = Shade ST = structure	peso netto kg. net weight kg.	peso lordo kg. gross weight kg.	lampadina bulb	
9209-30				45 x 45 x 28 h.	1	2	1 x max 150W R7s 78 mm alogena	CE ≡ ▽ D1m

Jeï Jeï

Nicola Gallizia 2005

Lampada sospensione, plafoniera e applique.
Struttura metallica con diffusori a braccio modulari grandi, medi e piccoli in vetro borosilicato trasparente (fumé, ambra oro/rosa solo su richiesta).
Trasformatore di sicurezza alloggiato nel rosone in acciaio, con vaso di copertura in vetro borosilicato.
Asta telescopica in acciaio satinato. Bracci di ricambio (uno per misura) forniti nell'imballo originale.
A RICHIESTA:
- Versione dimmerabile (dimmer escluso) + 10%
- Asta su misura

Pendant, ceiling and wall lamps.
Metallic structure with modular large, medium and small arm shades in transparent borosilicate glass (fumé, amber or pink/gold only on demand).
Safety transformer in the upper steely canopy, with covering shade in borosilicate glass.
Telescopic stem in satin steel.
Replacement arms (one for each measure) supplied in the original package.
ON DEMAND:
- Dimmerable version (dimmer excluded) + 10%
- Custom size stem

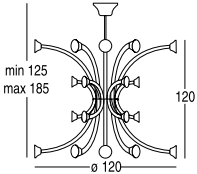




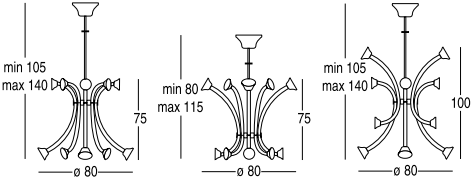




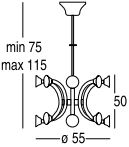




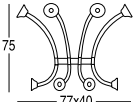




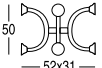




Häng- Deck- und Wandlampen.
Metallstruktur mit großen, mittleren und kleinen Modulare aus transparent Borosilikatglas (fumé, oder Rosen/Gold bernsteinfarbig nur auf Wunsch).
Sicherheitstransformator in der Stahldeckbefestigung, mit Deckschirm aus Borosilikatglas.
Teleskopischstange aus satiniertem Stahl.
Austauscharme (ein für jedes Maß) mit der Originalverpackung geliefert.
AUF VERLANGEN:
- Ausföhrung für Dimmer (Dimmer nicht geliefert) + 10%
- Stange mit Sondermaß

Suspensions, plafonniers ou appliques.
Structure métallique avec diffuseurs à bras modulaires grands, moyens ou petits en verre borosilicate transparent (fumé, ambre rose/or sur demande).
Transformateur de sûreté dans la calotte supérieure en acier, avec couverture en verre borosilicate. Tige télescopique en acier satiné.
Bras de rechange (un pour chaque mesure) livrés dans l'emballage originale.
SUR DEMANDE:
- Version pour dimmer (dimmer pas livré) + 10%
- Tige sur mesure

Lámparas de techo, plafón y aplique.
Estructura metálica con difusores de brazo modulares grandes, medianos o pequeños en vidrio borosilicado transparente (fumé, ámbar, oro/rosa bajo pedido).
Transformador de seguridad en el roseton de acero, con cobertura de vidrio borosilicado.
Barra telescópica en acero satinado.
A PEDIDO:
- Variante para dimmer (dimmer excluido) + 10%
- Asta a medida

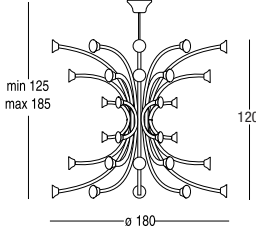

0501

Suspensionsi Pendant

codice code	cavo elettrico cm electric cable cm	imballo cm SH = Shade imballo cm ST = structure	peso netto kg. net weight kg.	peso lordo kg. gross weight kg.	lampadina bulb
0501-24 MAXI 32 LUCI/LIGHTS 		bancale/pallet 80 x 120 x 184 h.	25	60	 G4 32x20W 12V   
0501-22 MEDIUM 16 LUCI/LIGHTS  <p>Possibilità di invertire la disposizione dei bracci Possibility of changing the position of the arms</p>		bancale/pallet 80 x 120 x 132 h.	14	26,5	 G4 16x20W 12V   
0501-21 SMALL 16 LUCI/LIGHTS 		bancale/pallet 80 x 120 x 80 h.	13,5	21,5	 G4 16x20W 12V   
0501-33 LARGE 8 LUCI/LIGHTS 		2 box da 80 x 40 x 34 h.	6	10,5	 G4 8x20W 12V   
0501-30 SMALL 6 LUCI/LIGHTS 		56 x 40 x 34 h.	4	6	 G4 6x20W 12V   

Applique Wall

Jeï Jeï Super maxi

codice code	cavo elettrico cm electric cable cm	imballo cm imballo cm	SH = Shade ST = structure	peso netto kg. net weight kg.	peso lordo kg. gross weight kg.	lampadina bulb
0501-50 SUPER MAXI 48 LUCI/LIGHTS						 G4 48x20W 12V

Joint Carlo Colombo 2011


Lampade con struttura in metallo cromato lucido. Stelo e diffusore in vetro borosilicato trasparente e sabbiato.


Lamps with structure in glossy chromed metal. Stem and shade in borosilicate transparent and sandblasted glass.

Leuchten mit Struktur aus glänzender verchromten Metall. Sockel und Schirm aus transparent und mat borosilikat Glas.

Lampes avec structure en métal chromé poli. Tige et diffuseur en verre borosilicat transparent et sablé.

Lámparas con estructura en metal cromado brillante. Fuste y difusor en cristal borosilicado transparente y al ácido.

codice code	cavo elettrico cm electric cable cm	imballo cm imballo cm	SH = Shade ST = structure	peso netto kg. net weight kg.	peso lordo kg. gross weight kg.	lampadina bulb
1104-00	200	58 x 40 x 32 h.		4,5	6,4	 inf. 1x7W Led GU10 sup. 1x60W E14

codice code	cavo elettrico cm electric cable cm	imballo cm imballo cm	SH = Shade ST = structure	peso netto kg. net weight kg.	peso lordo kg. gross weight kg.	lampadina bulb
1104-10	200	SH 36 x 36 x 60 h. ST 162 x 27 x 27 h.		14,5	18,3	 inf. 1x20W fluorescente E27 sup. 1x100W E27

Kaskade Umberto Asnago 2011

Lampade a sospensione e plafoniera, struttura in metallo cromato lucido rotonda e rettangolare. Diffusori in vetro borosilicato trasparente, modulari e componibili grandi, medi e piccoli.

Pendant and ceiling lamps, round and rectangular structure in glossy chromed metal. Modular shades in transparent borosilicate glass: large, medium and small.

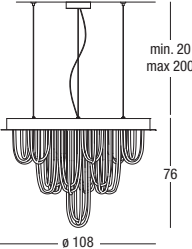
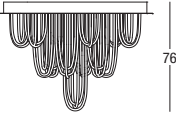
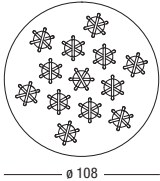

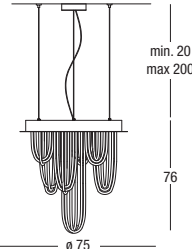
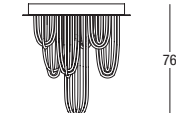
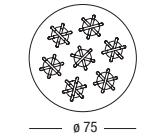

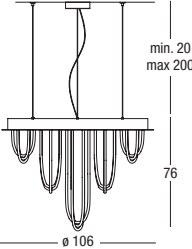
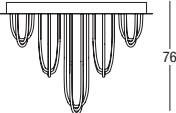
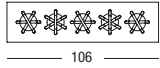

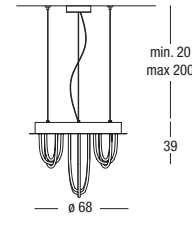
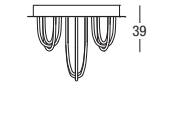
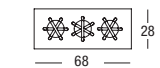

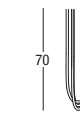
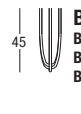
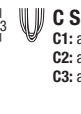
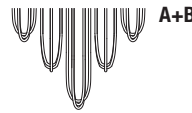
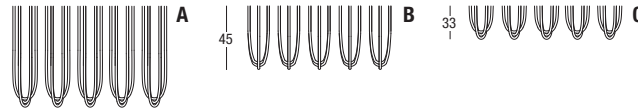
Deck/Wandleuchten mit Rund-oder Rechteckige-Struktur aus glänzendem verchromtem Metall. Modularme aus borosilikat Klarglas: grösse, mittelgrösse und kleine.


Plafonniers et appliqués avec structure ronde et rectangulaire en métal chromé poli. Diffuseurs à bras modulaires: grands, moyens ou petits.

Lámparas de suspensión y plafón, estructura redonda o rectangular en metal cromado brillante. Difusores de cristal borosilicado transparente, modulares y componibles, grandes medianos y pequeños.

1105

Sospensioni-plafoniere Pendant-ceiling

codice code	cavo elettrico cm electric cable cm	imballo cm imballo cm	SH = Shade ST = structure	peso netto kg. net weight kg.	peso lordo kg. gross weight kg.	lampadina bulb	
1105-23-20 ROUND 13 LUCI/LIGHTS			 + 2 box SH 105 x 25 x 25 h.	8,2	13,9	 13x50W GU10 Alogena	CE \equiv ∇
1105-21-00 ROUND 7 LUCI/LIGHTS			 SH 105 x 25 x 25 h.	5	9 24,8	 7x50W GU10 Alogena	CE \equiv ∇
1105-23-80 RECTANGULAR 5 LUCI/LIGHTS			 SH 105 x 25 x 25 h.	3,3	5,9 12,8 15,2	 5x50W GU10 Alogena	CE \equiv ∇
1105-22-80 RECTANGULAR 3 LUCI/LIGHTS			 SH 105 x 25 x 25 h.	1,5	3,9 7,8 9,6	 3x50W GU10 Alogena	CE \equiv ∇
COMPOSIZIONE TRIS VETRI GLASSES COMPOSITION		A LARGE A1: arm lenght 62 cm A2: arm lenght 66 cm A3: arm lenght 70 cm		B MEDIUM B1: arm lenght 37 cm B2: arm lenght 41 cm B3: arm lenght 45 cm		C SMALL C1: arm lenght 25 cm C2: arm lenght 29 cm C3: arm lenght 33 cm	
COMPOSIZIONE CASCATA CASCADE VERSION							
COMPOSIZIONE LINEARE LINEAR VERSION							

 = lampadina compresa
bulb included

Kelly 1995

Lampade realizzate interamente in legno tinto ciliegio, wengé o laccata bianca lucida.
Diffusore nei tessuti della collezione.

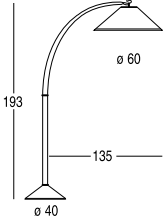




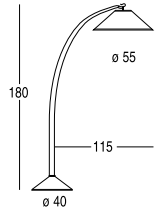




Lamps with complete structure in wood stained cherry, wengé or glossy white lacquered.
Shade in the fabrics of the collection.

Lampen mit Struktur aus Kirsche- Wengéfarbigholz glänzendem Weiß lackiert.
Schirm in den Stoffen der Kollektion.

Lampes produites complètement en bois teinté cerisier, wengé ou laqué blanc pou.
Abat-jour dans les tissus de la collection.

Lámparas realizadas totalmente en madera tintada cerezo, wengé o lacado blanco brillante.
Difusor en los tejidos de la colección.

9511 Terra Floor

codice code		cavo elettrico cm electric cable cm	imballo cm imballo cm	SH = Shade ST = structure	peso netto kg. net weight kg.	peso lordo kg. gross weight kg.	lampadina bulb	
9511-16 LARGE	 <p>Snodo orientabile a 180° Adjustable joint 180°</p>	200	SH 68 x 68 x 35 h. ST 48 x 48 x 160 h.		0,4 12,2	3,2 17	 1 x max 100W E27	  
9511-15 SMALL		200	SH 68 x 68 x 35 h. ST 44 x 44 x 192 h.		0,4 11,7	3,2 13,5	 1 x max 100W E27	  

Kimilla Umberto Asnago 2003

Lampade con struttura in metallo nichel satinato. Diffusore in vetro soffiato trasparente/acidato o fumé. Appliques solo vetro trasparente/acidato.

Lamps with metal structure in nickel satin. Shade in blown glass: transparent/mat or fumé. Wall lamps only transparent/mat shade.

Lampen mit Struktur aus Metall: Nickel satiniert. Schirm aus geblasenem Glas: Transparent/Matt oder Fumé. Wandleuchten nur aus transparent/matt geblasenem Glass.

Lampes avec structure en métal nickel satiné. Abat-jour en verre soufflé: transparent/mat ou fumé. Appliques seulement en verre soufflé transparent/mat.

Lámparas con estructura en metal niquelado satinado. Difusor de cristal soplado transparente/al ácido o fumé. Apliques sólo cristal transparente/al ácido.

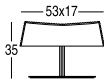





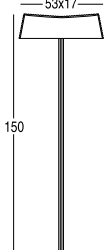


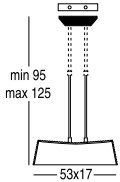





0312

Tavolo Table

Terra Floor

Sospensioni Pendant

Applicque Wall

codice code	cavo elettrico cm electric cable cm	imballo cm imballo cm	SH = Shade ST = structure	peso netto kg. net weight kg.	peso lordo kg. gross weight kg.	lampadina bulb	
0312-03 LARGE		160	68 x 68 x 35 h.	7	9,8	 2 x max 60W E27  Dimmer	CE □ ▽ D0,5m
0312-01 SMALL		160	45 x 45 x 28 h.	3,5	4,3	 1 x max 60W G9 alogena  Dimmer	CE □ ▽ D0,5m
0312-10		200	SH 31 x 31 x 82 h. ST 30 x 46 x 171 h.	3 6,7	4 8,5	 2 x max 100W E27  Dimmer	CE □ ▽ D0,5m
0312-23 LARGE			SH 31 x 31 x 82 h. ST 32 x 32 x 95 h.	3 1	4 6,5	 2 x max 100W E27	CE □ ▽ D0,5m
0312-33 LARGE			68 x 68 x 35 h.	3,4	4,4	 1 x max 36W Dulux-2G11 FL	CE □ ▽ D0,5m
0312-31 SMALL			31 x 31 x 32 h.	1,4	2	 1 x max 60W G9 alogena	CE □ ▽ D0,5m

Kori

Otto Moon 1999

Lampade con base in metallo nichel satinato o legno ebano. Diffusore esterno in vetro soffiato trasparente e interno opalino bianco.

Lamps with base in nickel satin metal or in ebony wood. Outside shade in transparent blown glass, inside one in opal white.

Lampen mit Sockel aus Metall Nickel satiniert oder aus Ebenholz. Außenschirm aus transparentem geblasenem Glas und Innenschirm Opalweiß.

Lampes avec base en métal nickel satiné ou en bois d'ébène. Abat-jour extérieur en verre soufflé transparent et intérieur en opalin blanc.

Lámparas con base en metal níquel satinado o madera de ébano. Difusor exterior de vidrio soplado transparente e interior opal blanco.

9913

Tavolo Table

codice code	cavo elettrico cm electric cable cm	imballo cm SH = Shade imballo cm ST = structure	peso netto kg. net weight kg.	peso lordo kg. gross weight kg.	lampadina bulb
9913-03 LARGE	160	SH 55 x 42 x 37 h.	6,5	7,5	2 x max 60W E14
		ST 55 x 55 x 35 h.	2	3,3	
9913-01 SMALL	160	51 x 51 x 53 h.	4,4	8,2	1 x max 60W E14

9215

Applique Wall

Lolly

1995

Applique con diffusore in vetro soffiato opalino bianco. Struttura metallo nichel satinato.

Wall lamp with shade in opal white blown glass. Structure in nickel satin metal.

Wandleuchte mit Schirm aus weissem Opalglas. Struktur aus Metall nickel satiniert.

Applique avec abat-jour en verre soufflé opalin blanc. Structure en métal nickel satiné.

Lámparas de pared con difusor en vidrio soplado opal blanco. Estructura en metal níquel satinado.

codice code	cavo elettrico cm electric cable cm	imballo cm SH = Shade imballo cm ST = structure	peso netto kg. net weight kg.	peso lordo kg. gross weight kg.	lampadina bulb
9215-30		31 x 31 x 32 h.	0,8	1,7	1 x max 60W E27

0805

Tavolo Table

Loop

Umberto Asnago 2008

Lampada con base in nickel satinato e struttura rivestita in cuoio.
Finitura:
• **cuoio** tinta unita o bicolore: bianco, nero, naturale, testa di moro, beige, tortora, avorio.

Lamp with base in satin nickel metal and structure covered with leather.
Finishing:
• **leather** one colour or two colours: white, black, natural, testa di moro, beige, tortora, ivory.

Lampe mit Sockel aus satiniertem Nickel Metall und Struktur bezogen mit Leder.
Ausführung:
• **leder** einfarbig oder zweifarbig: Weiß, Schwarz, Natur, Testa di moro, Beige, Tortora, Elfenbein.

Lampe avec base en métal nickel satiné et structure recouverte en cuir.
Finition:
• **cuir** teinte unie ou bicolore: blanc, noir, naturel, testa di moro, beige, tortora, ivoire.

Lámparas con base en metal níquel satinado y estructura revestida en cuero.
Acabado:
• **cuero** color único y bicolor: blanco, negro, natural, testa di moro, beige, tortora, marfil.

codice code	cavo elettrico cm electric cable cm	imballo cm SH = Shade imballo cm ST = structure	peso netto kg. net weight kg.	peso lordo kg. gross weight kg.	lampadina bulb
0805-00	130	31 x 31 x 82 h.	1,8	3,8	1 x 7W LED

Luume

Umberto Asnago 2003

Lampade con struttura in metallo cromato lucido. Diffusore in vetro borosilicato trasparente con fascia centrale sabbiata a schermo della lampadina.

Lamps with chromed metal structure. Shade in transparent borosilicate glass with central sandblasted band to hide the bulb.

Lampen mit Struktur aus verchromten Metall. Schirm aus transparentem Borosilikatglas mit zentralem Mattband, um die Glühbirne zu verstecken.

Lampes avec structure en métal chromé. Abat-jour en verre borosilicate transparent avec bande centrale sablée à couverture de l'ampoule.

Lámparas con estructura en metal cromado brillante. Difusor en vidrio borosilicato transparente con zona central matizada para ocultar el bulbo.

0316

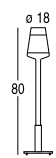




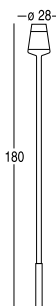


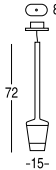

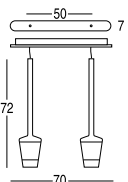

Tavolo Table

Terra Floor

Sospensioni Pendant

9618

Applique Wall

codice code	cavo elettrico cm electric cable cm	imballo cm SH = Shade imballo cm ST = structure	peso netto kg. net weight kg.	peso lordo kg. gross weight kg.	lampadina bulb
0316-03 LARGE		SH 32 x 32 x 95 h.	1	2,5	 1 x max 60W E14  Dimmer
		ST 31 x 31 x 62 h.	1,8	2,8	
0316-01 SMALL		45 x 45 x 28 h.	1,4	2,2	 1 x max 60W E14
0316-10		SH 32 x 32 x 190 h. ST 32 x 32 x 190 h.	1,8 4,2	4 6,3	 1 x max 150W B15 alogena  Dimmer
0316-25 1 LUCE 1 LIGHT		SH 32 x 32 x 95 h. ST 31 x 31 x 32 h.	1 0,3	2,5 0,7	 1 x max 150W B15 alogena
0316-26 2 LUCI 2 LIGHTS		SH 2 box da 32 x 32 x 95 h. ST 31 x 31 x 32 h.	2 1,4	5 2,2	 2 x max 150W B15 alogena

Magoo

Massimo Belloni 1996




Applique con diffusore in vetro soffiato opalino bianco.

Wall lamp with shade in opal white blown glass.

Wandleuchte mit Schirm aus weißem Opalglas.

Applique avec abat-jour en verre soufflé opalin blanc.

Lámparas de pared con difusor de vidrio soplado opal blanco.

codice code	cavo elettrico cm electric cable cm	imballo cm SH = Shade imballo cm ST = structure	peso netto kg. net weight kg.	peso lordo kg. gross weight kg.	lampadina bulb
9618-30		45 x 45 x 28 h.	2	3	versione incandescente  2 x max 60W E27
					versione alogena  1 x max 150W R7s 117 mm alogena

 = lampadina compresa bulb included

New Classic

Gaia Bellavia 2003/2008

Lampade con struttura in metallo nichel antracite opaco e vetro soffiato nei colori: trasparente, fumé o ámbar. Disponibile anche in foglia oro o argento (solo tavolo). Paralumi intercambiabili in varie misure nei tessuti della collezione e PVC specchiato lucido argento o nero.

Lamps with structure in opaque anthracite nickel and blown glass in the following colours: transparent, fumé or amber. Available also in golden or silver leaf (only table). Interchangeable shades in different sizes in the fabrics of the collection and glossy mirroring PVC in the colours silver or black.










Lampen mit Struktur Nickel matt Anthrazit und geblasenem Glas in den Farben: transparent, fumé oder bernsteinfarbig. Aus Blattgold oder Silberfolie auch erhältlich (nür Tisch). Austauschbare Schirme in verschiedenen Formen in den Stoffen der Kollektion und aus glänzendem Spiegel-PVC in den Farben Silber oder Schwarz.

Lampes avec structure en métal nickel opaque anthracite et verre soufflé dans les couleurs: transparent, fumé ou ambre. Disponible aussi en feuille d'or et feuille d'argent (seulement table). Abats-jour interchangeables en différentes formes dans les tissus de la collection et en PVC réfléchissant dans les couleurs argent ou noir.


Lámparas con estructura en níquel antracita opaco y vidrio soplado en los colores: transparente, fumé o ámbar. Disponible también en pan de oro o pan de plata (solo mesa). Pantallas intercambiables en varias medidas en los tejidos de la colección y en PVC espejado en los colores plata o negro.


0204-5-6


Tavolo Table

codice code	cavo elettrico cm electric cable cm	imballo cm SH = Shade imballo cm ST = structure	SH = Shade ST = structure	peso netto kg. net weight kg.	peso lordo kg. gross weight kg.	lampadina bulb
0204-00 BON TON	160	ST 28 x 22 x 70 h.	A = SH 55 x 55 x 35 h.	0,5	1,7	 1 x max 100W E27  
			B = SH 41 x 41 x 53 h.	0,5	1,7	
			C = SH 55 x 55 x 35 h.	0,5	1,7	
0205-00 DESIR	160	ST 28 x 22 x 53 h.	A = SH 55 x 55 x 35 h.	0,5	1,7	 1 x max 100W E27  
			B = SH 41 x 41 x 53 h.	0,5	1,7	
			C = SH 55 x 55 x 35 h.	0,5	1,7	
0206-00 PASCIA	160	ST 36 x 36 x 60 h.	A = SH 55 x 55 x 35 h.	0,5	1,7	 1 x max 100W E27  
			B = SH 41 x 41 x 53 h.	0,5	1,7	
			C = SH 55 x 55 x 35 h.	0,5	1,7	





Varianti paralumi:
Available shades:

A  20 semicono
semicone





B  45 cilindro medio
medium cylinder

C  18 cilindro basso
low cylinder

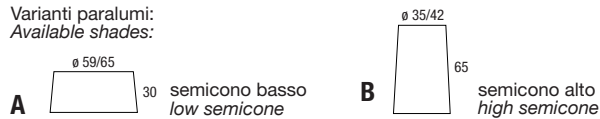
Terra Floor

codice code	cavo elettrico cm	imballo cm SH = Shade imballo cm ST = structure	SH = Shade ST = structure	peso netto kg. net weight kg.	peso lordo kg.	lampadina bulb
0204-10 BON TON	170	ST 40 x 40 x 148 h.	A = SH 70 x 70 x 35 h.	0,7	3	 1 max 100/150W E27  Dimmer  
			B = SH 49 x 49 x 78 h.	0,5	3	

 = lampadina compresa
bulb included

codice code	cavo elettrico cm electric cable cm	imballo cm SH = Shade imballo cm ST = structure	peso netto kg. net weight kg.	peso lordo kg. gross weight kg.	lampadina bulb
0205-10 DESIR	170	ST 40 x 40 x 148 h.	10	16	 1 max 100/150W E27  Dimmer
0206-10 PASCIA'	170	ST 40 x 40 x 148 h.	10,0	16	 1 max 100/150W E27  Dimmer

Varianti paralumi:
Available shades:



Nina

Marianelli Design by Barbara Sordina 2003





Lampade in vetro freddo con finitura esterna lucida ed interna satinata. Disponibile nei colori: bianco, rosso, nero mat.

Lamps in cold glass with glossy outside and mat inside finishing. Available in the colours: white, red or black mat.

Lampen aus Kaltglas mit glänzender Außenausführung und Matt Innenausführung. Verfügbar in den Farben: weiß, rot oder matt schwarz.

Lampes en verre froid avec finition poli à l'extérieur et mat à l'intérieur. Disponible dans les couleurs: blanc, rouge ou noir mat.

Lámparas en vidrio frío con acabado exterior brillante e interior satinado. Disponible en los colores: blanco, rojo o negro opaco.

codice code	cavo elettrico cm electric cable cm	imballo cm SH = Shade imballo cm ST = structure	peso netto kg. net weight kg.	peso lordo kg. gross weight kg.	lampadina bulb
0320-03 LARGE	160	37 x 37 x 48 h.	5,4	6,2	 1 x max 100W E27  Dimmer
0320-01 SMALL	160	31 x 31 x 32 h.	2,5	3	 1 x max 60W E27  Dimmer

Olivia

Umberto Asnago 2008

Lampada da terra con struttura in metallo nickel satinato e paralume (intero o a fasce) nei tessuti della collezione.

Floor lamp with structure in nickel satin metal and shade (complete or stripped) in the fabrics of the collection.

Stehleuchte mit Struktur aus Metall Nickel satiniert und Schirm (ganz oder gestreift) in den verschiedenen Materialien der Kollektion erhältlich.

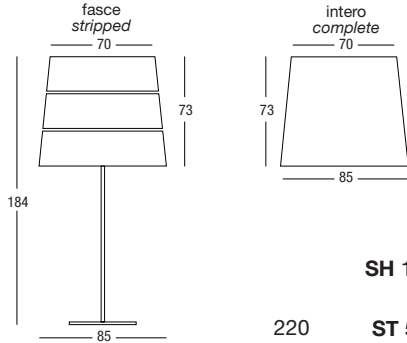
Lampadaire avec structure en métal nickel satiné et abat-jour (complet ou rayé) dans les tissus de la collection.

Lámpara de pie con estructura en níquel satinado y pantalla (completa o a franjans) en los tejidos de la colección.

0810

Terra Floor

codice code	cavo elettrico cm electric cable cm	imballo cm SH = Shade imballo cm ST = structure	peso netto kg. net weight kg.	peso lordo kg. gross weight kg.	lampadina bulb	
0810-10	220	fasce stripped 70	SH 105 x 105 x 100 h.	4	18,5	1 max 150W E27 Dimmer
		intero complete 70	ST 50 x 48 x 150 h.	9	14,5	



1 max 150W E27



9524

Terra Floor

Panona

Massimo Belloni 1995

Lampade con struttura in metallo nichel satinato. Diffusore in vetro soffiato opalino bianco.

Lamps with structure in nickel satin metal. Shade in opal white blown glass.

Lampen mit Struktur aus Metall Nickel satiniert. Schirm aus opalweißem.

Lampes avec structure en métal nickel satiné. Abat-jour en verre soufflé opalin blanc.

Lámparas con estructura en metal níquel satinado. Difusor de vidrio soplado opalin blanco.

codice code	cavo elettrico cm electric cable cm	imballo cm SH = Shade imballo cm ST = structure	peso netto kg. net weight kg.	peso lordo kg. gross weight kg.	lampadina bulb
9524-10	200	SH 33 x 33 x 124 h.	5	7	sup. 1 x max 250W R7s 78 mm alogena inf. 6 x max 42W E14 oliva Dimmer
		ST 36 x 36 x 184 h.	10	12	



sup. 1 x max 250W R7s 78 mm alogena

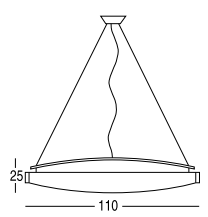


inf. 6 x max 42W E14 oliva



Sospensioni Pendant

9524-20	100	SH 33 x 33 x 124 h.	2,5	4,5	2 x max 30W G13 fluorescente
		ST 18 x 18 x 112 h.	3,5	5	


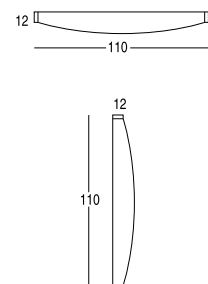


2 x max 30W G13 fluorescente



Applicque/Platoniera Wall/Ceiling

9524-40	110	SH 33 x 33 x 124 h.	2,5	4	2 x max 30W G13 fluorescente
		ST 12 x 8 x 112 h.	1,5	2,5	



2 x max 30W G13 fluorescente



Pan

Umberto Asnago 1994

Lampade con struttura in metallo nichel satinato. Diffusore in vetro soffiato opalino bianco disponibile per tutti i modelli. Diffusore in vetro soffiato trasparente con pyrex interno disponibile solo per i seguenti modelli di lampade: tavolo grande, terra e sospensione.

Lamps with structure in nickel satin metal. Shade in opal white glass available for all models. Shade in transparent blown glass with inside pyrex available only for the following lamp models: large table, floor and pendant.

Lampen mit Struktur aus Metall Nickel satiniert. Schirm aus opalweißem geblasenem Glas verfügbar für alle Modelle. Schirm aus transparentem geblasenem Glas verfügbar nur für die folgenden Modelle: Grosse Tischleuchte, Stehleuchte und Hängeleuchte.

Lampes avec structure en métal nickel satiné. Abat-jour en verre soufflé blanc opale disponible pour tout modèles. Abat-jour en verre soufflé transparent avec pyrex intérieur disponible seulement pour les modèles de lampes à suivre: à poser grande, lampadaire et suspension.

Lámparas con estructura en metal níquel satinado. Difusor en vidrio soplado opal blanco disponible para todos modelos. Difusor en vidrio transparente con pyrex interior disponible solo para los modelos de lámparas siguientes: de mesa grande, de pie y de techo.

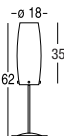




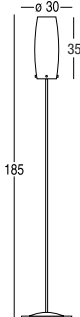

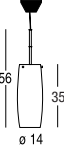


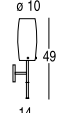

9423

Tavolo Table

Terra Floor

Sospensioni Pendant

Applique Wall

codice code	cavo elettrico cm electric cable cm	imballo cm SH = Shade imballo cm ST = structure	peso netto kg. net weight kg.	peso lordo kg. gross weight kg.	lampadina bulb
9423-03 LARGE 	160	55 x 55 x 35 h.	3	4,3	versione bianco op.  1 x max 100W E27
					versione trasparente  1 x max 100W E27 alogena CE □ F 0,3m
9423-01 SMALL 	160	31 x 31 x 32 h.	1,2	2	 1 x max 40W E14 CE □ F 0,3m
9423-10 	200	SH 27 x 27 x 57 h. ST 32 x 32 x 168 h.	1,5	2	 1 x max 250W E27 alogena Dimmer CE □ F 0,2m
9423-23 	70	45 x 45 x 28 h.	2	3,3	versione bianco op.  1 x max 100W E27 versione trasparente  1 x max 100W E27 alogena CE ± F 0,5m
9423-30 		45 x 45 x 28 h.	1,3	2,6	 1 x max 60W E27 CE ± F 0,3m

Planet

Wanni Rondani 1998

Sospensione in vetro soffiato trasparente o acidato con struttura metallo nichel satinato.

Pendant with structure in nickel satin metal. Shade in transparent or mat blown glass.

Hängeleuchte mit Struktur aus Metall Nickel satiniert. Schirm aus transparentem oder mat geblasenem Glas.

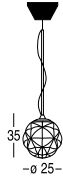
Suspension avec structure en métal nickel satiné. Abat-jour en verre soufflé transparent ou mat.

Lámpara de techo con estructura en metal níquel satinado. Difusor en vidrio soplado transparente o opaco.

9826

Sospensione Pendant

codice code	cavo elettrico cm electric cable cm	imballo cm SH = Shade imballo cm ST = structure	peso netto kg. net weight kg.	peso lordo kg. gross weight kg.	lampadina bulb
9826-20	70	37 x 37 x 48 h.	2,8	3,5	1 x max 100W E27



Polar

Umberto Asnago 2011

Lampade da terra e tavolo con struttura in metallo cromato lucido. Diffusore in vetro soffiato opalino bianco.

Floor and table lamps with structure in glossy chromed metal. Shade in blown white opal glass.

Steh- und Tischleuchten mit Struktur aus glänzendem verchromten Metall. Schirm aus opalweißem geblasenem Glas.

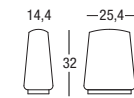
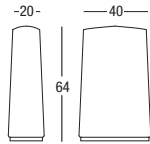
Lampadaires et lampes à poser avec structure en métal chromé poli. Diffuseur en verre soufflé blanc opaline.

Lámparas de pie y sobremesa con estructura en metal cromado brillante. Difusor de cristal soplado blanco.

1106

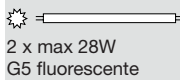
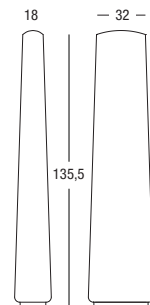
Tavolo Table

codice code	cavo elettrico cm	imballo cm SH = Shade imballo cm ST = structure	peso netto kg. net weight kg.	peso lordo kg. gross weight kg.	lampadina bulb
1106-03 LARGE	180	69 x 52 x 34 h.	8,5	11,0	1 x max 100W E27 Dimmer
1106-01 SMALL	180	40 x 37 x 25 h.	3,5	4,8	1 x max 70W E27 Dimmer



Terra Floor

1106-10	180	44 x 46 x 147 h.	21,5	25	2 x max 28W G5 fluorescente
---------	-----	------------------	------	----	-----------------------------



Sibilla

Antonello Mosca 2005

Lampada con struttura in nickel antracite e cuoio nei colori: moka, naturale, bianco o cocodrillo. Schermo diffusore della luce in plexiglas opalino bianco.

Lamp with structure in anthracite nickel and leather in the colours: moka, natural, white or crocodile. Light diffuser shade in opal white Plexiglas.

Lampe mit Struktur aus Nickel anthrazit und Leder in den folgenden Farben: moka, Natur, weiß oder Krokodil. Lichtschirm aus opalweißem Plexiglas.

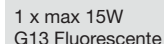
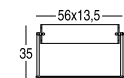
Lampe avec structure en nickel anthracite et cuir dans les couleurs suivantes: moka, naturel, blanc ou crocodile. Diffuseur de lumière en plexiglas opalin blanc.

Lámpara con estructura en níquel antracita y cuero en los colores: moka, natural, blanco o cocodrillo. Difusor en plexiglas opal blanco.

0410

Tavolo Table

codice code	cavo elettrico cm electric cable cm	imballo cm SH = Shade imballo cm ST = structure	peso netto kg. net weight kg.	peso lordo kg. gross weight kg.	lampadina bulb
0410-05 DESK TABLE	160	68 x 68 x 35 h.	7	9,8	1 x max 15W G13 Fluorescente



Sospensioni tessuto / Fabric pendants

Sospensioni con struttura in metallo rivestita con i tessuti della collezione cat. A e B. Cablaggio elettrico con rosone nichel satinato, cavo acciaio e filo trasparente.

A RICHIESTA:
- estensione cablaggio elettrico

Pendants with metal structure covered with the fabrics of the collection cat. A and B. Electrical wiring with nickel satin canopy, steel hanging cable and transparent electrical cable.

ON DEMAND:
- longer electrical and hanging cables

Hängeleuchte mit Struktur aus Metall mit den Stoffen der Kollektion Kat. A und B bezogen. Elektrische Verkabelung mit Deckbefestigung Nickel satiniert, Hängkabel aus Stahl und Transparentelektrischkabel.

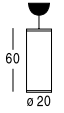
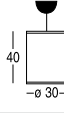
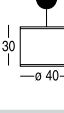
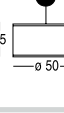
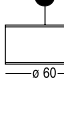



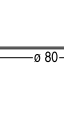
AUF VERLANGEN:
- längere elektrische und Hängkabel

Suspensions avec structure en métal revêtue avec les tissus de la collection cat. A et B. Câblage électrique avec calotte en nickel satiné, câble de support en acier et câble électrique transparent.

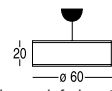

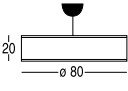

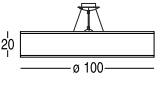



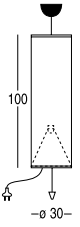

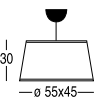

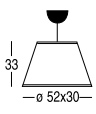

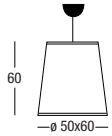



SUR DEMANDE:
- câbles électriques et de suspension plus longs

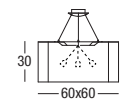

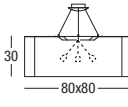

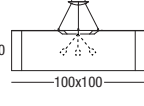

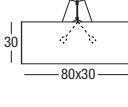

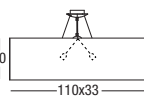

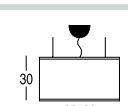

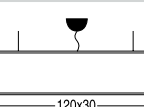

Lámparas de techo con estructura en metal recubierto en los tejidos de la colección cat. A y B. Cableado eléctrico con rosón níquel satinado, cable de fijación en acero y cable eléctrico transparente.

A PEDIDO:
- cables eléctricos y colgantes más largos

codice code		cavo elettrico cm electric cable cm	imballo cm SH = Shade imballo cm ST = structure	peso netto kg. net weight kg.	peso lordo kg. gross weight kg.	lampadina bulb	
9229-20-54 CYLINDER		200	31 x 31 x 82 h.	0,9	2,3	1 x max 100W E27	CE ± F
9229-20-57 CYLINDER		200	41 x 41 x 53 h.	0,9	2,5	1 x max 100W E27	CE ± F
9229-20-58 CYLINDER		200	51 x 51 x 53 h.	0,95	2,6	1 x max 100W E27	CE ± F
9229-20-59 CYLINDER		200	55 x 55 x 35 h.	1	3	1 x max 100W E27	CE ± F
9229-20-60 CYLINDER		200	68 x 68 x 51 h.	1,3	5	1 x max 100W E27	CE ± F
9229-20-61 CYLINDER		200	84 x 84 x 58 h.	1,4	6	1 x max 100W E27	CE ± F
9229-20-62 CYLINDER		200	84 x 84 x 58 h.	3	11	1 x max 100W E27	CE ± F
9229-20-63 CYLINDER		200	107 x 107 x 62 h.	4	14	3 x max 100W E27	CE ± F
9229-20-40 DOUBLE CYLINDER		200	65 x 65 x 65 h.	3	6,5	1 x max 100W E27	CE ± F

☼ = lampadina compresa
bulb included

codice code		cavo elettrico cm electric cable cm	imballo cm SH = Shade imballo cm ST = structure	peso netto kg. net weight kg.	peso lordo kg. gross weight kg.	lampadina bulb	
0604-20-64 LOW CYLINDER	 Chiusura inferiore totale in plexiglas. Complete bottom closure in plexiglas.	200	65 x 65 x 26 h.	3,5	6	 3 x max 100W E27	CE \perp ∇
0604-20-65 LOW CYLINDER	 Chiusura inferiore totale in plexiglas. Complete bottom closure in plexiglas.	200	84 x 84 x 26 h.	4	9	 3 x max 100W E27	CE \perp ∇
0604-20-66 LOW CYLINDER	 Chiusura inferiore totale in plexiglas. Complete bottom closure in plexiglas.	200	106 x 106 x 27 h.	6	10	 3 x max 100W E27	CE \perp ∇
0610-20-53 HIGH CYLINDER	 Non realizzabile in canapa e in plissé morbido. Not available in hemp and soft plissé.	200	33 x 33 x 124 h.	2	4	 1 x max 100W E27	CE \perp ∇
0605-20-53 HIGH CYLINDER	 Non realizzabile in canapa e in plissé morbido. Supporto a soffitto con saliscendi, contrappeso e cablaggio elettrico con alimentazione dal basso. Not available in hemp and soft plissé. Adjustable height system, hanging weight and electrical wiring with feeding from down.		33 x 33 x 124 h.	2	4	 1 x max 100W E27	CE \perp ∇
9229-20-31 LOW SEMICONE	 30 —ø 55x45—	200	68 x 68 x 51 h.	1,2	4	 1 x max 100W E27	CE \perp ∇
9229-20-32 HIGH SEMICONE	 33 —ø 52x30—	200	68 x 68 x 51 h.	1,2	4	 1 x max 100W E27	CE \perp ∇
9229-20-33 LARGE SEMICONE	 60 —ø 50x60—	200	65 x 65 x 65 h.	2,5	5,2	 1 x max 100W E27	CE \perp ∇
9229-20-10 SQUARE	 25 —40x40—	200	55 x 55 x 35 h.	1,6	3	 1 x max 100W E27	CE \perp ∇

codice code		cavo elettrico cm electric cable cm	imballo cm SH = Shade imballo cm ST = structure	peso netto kg. net weight kg.	peso lordo kg. gross weight kg.	lampadina bulb	
1005-20-14 SQUARE	 Chiusura inferiore parziale in tessuto. <i>Partial fabric bottom closure.</i>	200	67 x 67 x 37 h.	3,5	6,0	 3 x max 100W E27	CE ± F
1005-20-15 SQUARE	 Chiusura inferiore parziale in tessuto. <i>Partial fabric bottom closure.</i>	200	87 x 87 x 37 h.	4,0	9,0	 3 x max 100W E27	CE ± F
1005-20-16 SQUARE	 Chiusura inferiore parziale in tessuto. <i>Partial fabric bottom closure.</i>	200	107 x 107 x 37 h.	6,0	10,0	 3 x max 100W E27	CE ± F
1004-20-20 OVAL	 Chiusura inferiore parziale in tessuto. <i>Partial fabric bottom closure.</i>	200	100 x 37 x 44 h.	3,0	7,0	 2 x max 100W E27	CE ± F
1004-20-21 OVAL	 Chiusura inferiore parziale in tessuto. <i>Partial fabric bottom closure.</i>	200	130 x 37 x 44 h.	4,0	9,0	 2 x max 100W E27	CE ± F
9229-20-83 RECTANGULAR	 Chiusura inferiore totale in plexiglas. <i>Complete bottom closure in plexiglas.</i>	200	80 x 37 x 44 h.	1,6	6,0	 2 x max 100W E27	CE ± F
9229-20-84 RECTANGULAR	 Chiusura inferiore totale in plexiglas. <i>Complete bottom closure in plexiglas.</i>	200	141 x 37 x 44 h.	4,5	8,0	 2 x max 100W E27	CE ± F

Slide

Lampade da soffitto e parete con struttura in metallo, rivestite con i tessuti della collezione cat. A e B. Chiusura inferiore totale in plexiglas.

Ceiling and wall lamps with metal structure, covered with the fabrics of the collection cat. A and B. Complete bottom closure in plexiglas.

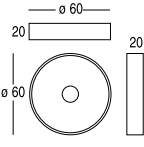

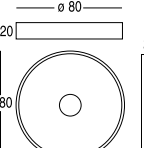

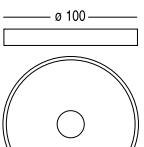

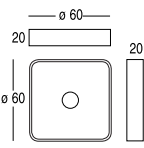

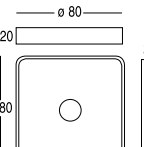

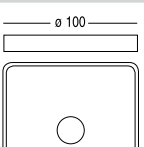

Deck- und Wandleuchte mit Struktur aus Metall, mit den Stoffen der Kollektion Kat. A und B bezogen. Ganze Unterabdeckung aus Plexiglas.

Plafoniers at appliques avec structure en métal, revêtus avec les tissus de la collection cat. A et B. Fermeture inférieure complète en plexiglas.

Plafones y apliques con estructura en metal, recubiertas con los tejidos de la colección cat. A y B. Cierre inferior total en plexiglas.

0604

Applique/Plafoniera Wall/ Ceiling

codice code	cavo elettrico cm electric cable cm	imballo cm SH = Shade imballo cm ST = structure	peso netto kg. net weight kg.	peso lordo kg. gross weight kg.	lampadina bulb	
0604-40-64 SMALL ROUND		67 x 67 x 28 h.	3,5	6,5	 3 x max 100W E27	CE \equiv F
0604-40-65 MEDIUM ROUND		87 x 87 x 27 h.	4	10	 3 x max 100W E27	CE \equiv F
0604-40-66 LARGE ROUND		106 x 106 x 27 h.	6,5	14	 3 x max 100W E27	CE \equiv F
1005-40-14 SMALL SQUARE		67 x 67 x 27 h.	3,5	6,5	 3 x max 100W E27	CE \equiv F
1005-40-15 MEDIUM SQUARE		87 x 87 x 27 h.	4	10	 3 x max 100W E27	CE \equiv F
1005-40-16 LARGE SQUARE		107 x 107 x 27 h.	6,5	14	 3 x max 100W E27	CE \equiv F

Applique/Plafoniera Wall/ Ceiling 1005

Produzioni speciali / Custom made

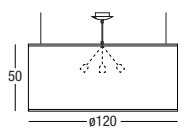
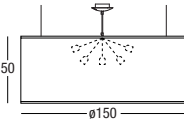
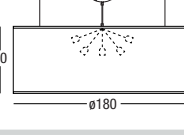
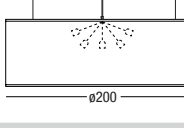
Grazie alla flessibilità della nostra produzione, siamo in grado di sviluppare e realizzare anche progetti custom made.


Thanks to the flexibility of our production, we are able to develop and realize also custom made projects.

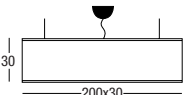



Dank an der Flexibilität unserer Produktion, sind wir in der Lage, Projekte custom made entwickeln und umsetzen.

Merci à la flexibilité de notre production, nous sommes en mesure de développer et réaliser des projets custom made.

Gracias a la flexibilidad de nuestra producción, somos capaces de desarrollar y realizar proyectos a medida.

codice code	cavo elettrico cm electric cable cm	imballo cm SH = Shade imballo cm ST = structure	peso netto kg. net weight kg.	peso lordo kg. gross weight kg.	lampadina bulb		
1025-20-50 CYLINDER		200	140 x 140 x 70 h.	6	18	3 x max 100W E27	CE \equiv ∇
	Chiusura inferiore parziale in tessuto. <i>Partial fabric bottom closure.</i>	200	140 x 140 x 70 h.	6,4	18,4	3 x max 100W E27	CE \equiv ∇
	Chiusura inferiore totale in plexiglas. <i>Complete bottom closure in plexiglas.</i>	200	140 x 140 x 70 h.	7,3	19,3	3 x max 100W E27	CE \equiv ∇
1030-20-50 CYLINDER		200	170 x 170 x 70 h.	8,0	27	5 x max 100W E27	CE \equiv ∇
	Chiusura inferiore parziale in tessuto max diam 130. <i>Partial fabric bottom closure max diam 130.</i>	200	170 x 170 x 70 h.	8,5	27,5	5 x max 100W E27	CE \equiv ∇
	Chiusura inferiore totale in plexiglas. <i>Complete bottom closure in plexiglas.</i>	200	170 x 170 x 70 h.	10,0	29,0	5 x max 100W E27	CE \equiv ∇
1031-20-50 CYLINDER		200	200 x 200 x 70 h.	14,0	36,0	5 x max 100W E27	CE \equiv ∇
	Chiusura inferiore parziale in tessuto max diam 130. <i>Partial fabric bottom closure max diam 130.</i>	200	200 x 200 x 70 h.	14,8	36,8	5 x max 100W E27	CE \equiv ∇
	Chiusura inferiore totale in plexiglas. <i>Complete bottom closure in plexiglas.</i>	200	200 x 200 x 70 h.	17,0	39,0	5 x max 100W E27	CE \equiv ∇
1032-20-50 CYLINDER		200	200 x 200 x 70 h.	18,0	41,0	5 x max 100W E27	CE \equiv ∇
	Chiusura inferiore parziale in tessuto max diam 130. <i>Partial fabric bottom closure max diam 130.</i>	200	200 x 200 x 70 h.	18,9	41,9	5 x max 100W E27	CE \equiv ∇
	Chiusura inferiore totale in plexiglas. <i>Complete bottom closure in plexiglas.</i>	200	200 x 200 x 70 h.	22,0	45,0	5 x max 100W E27	CE \equiv ∇

 = lampadina compresa
bulb included

codice code	cavo elettrico cm electric cable cm	imballo cm SH = Shade imballo cm ST = structure	peso netto kg. net weight kg.	peso lordo kg. gross weight kg.	lampadina bulb
1033-20-80 RECTANGULAR  <p>Chiusura inferiore totale in plexiglas. Complete bottom closure in plexiglas.</p>	200	220 x 45 x 40 h.	7,0	14,0	 4 x max 100W E27 CE ⚡ F
1034-20-80 RECTANGULAR  <p>Chiusura inferiore totale in plexiglas. Complete bottom closure in plexiglas.</p>	200	270 x 45 x 40 h.	9,0	20,0	 4 x max 100W E27 CE ⚡ F

PLAFONIERE SLIDE FUORI MISURA A PROGETTO

(DIAM 120-150-180-200)

CEILING SLIDE - EXTRA SIZE ON PROJECT

(DIAM 120-150-180-200)

Luxury

Sospensioni con struttura metallica realizzate in plissé di seta a mano o liscia nei colori avorio, rosso o nero, o con i tessuti della collezione cat. A e B.

Cablaggio elettrico con rosone nichel satinato, cavo acciaio e filo trasparente.

Chiusura inferiore parziale in plexiglas.

A RICHIESTA:

- estensione cablaggio elettrico

Pendants with metallic structure produced in hand made silk plissé or plain in the colours ivory, red or black, or with the fabrics of the collection cat. A and B.

Electrical wiring with nickel satin canopy, steel hanging cable and transparent electrical cable.

Partial bottom closure in plexiglas.

ON DEMAND:

- longer electrical and hanging cables

Hängeleuchte mit Struktur aus Metal mit handgefertigtem Seideplissé oder glatt in den Farben Elfenbein, Rot oder Schwarz, oder mit den Stoffen der Kollektion Kat. A und B bezogen.

Elektrische Verkabelung mit Deckbefestigung Nickel satiniert, Hängkabel aus Stahl und Transparent-elektrischkabel.

Teilabdeckung aus Plexiglas.

AUF VERLANGEN:

- längere elektrische und Hängkabel

Suspensions avec structure métallique produites en plissé de soie à main dans les couleurs ivoire, rouge ou noir, ou plat avec les tissus de la collection cat. A et B.

Câblage électrique avec calotte en nickel satiné, câble de support en acier et câble électrique transparent.

Fermeture inférieure partielle en plexiglas.

SUR DEMANDE:

- câbles électriques et de suspension plus longs

Lámparas de techo con estructura metálica producidas en plissé hecho a mano en los colores marfil, rojo o negro, o liso con los tejidos de la colección cat. A y B.

Cableado eléctrico con rosón níquel satinado, cable de fijación en acero y cable eléctrico transparente.

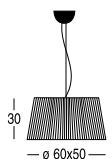
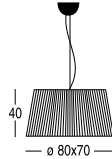
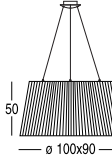
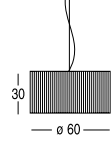
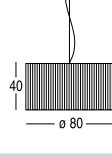
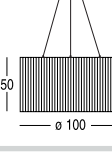
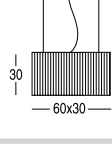
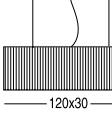
Cierre inferior parcial en plexiglas.

A PEDIDO:

- cables eléctricos y colgantes más largos

0607

Sospensioni Pendant

codice code		cavo elettrico cm electric cable cm	imballo cm SH = Shade imballo cm ST = structure	peso netto kg. net weight kg.	peso lordo kg. gross weight kg.	lampadina bulb	
0607-20-33 SEMICONE		200	68 x 68 x 51 h.	3	6	3 x max 100W E27	CE ± F
0607-20-34 SEMICONE		200	84 x 84 x 58 h.	4	12	3 x max 100W E27	CE ± F
0607-20-35 SEMICONE		200	107 x 107 x 62 h.	5	15	3 x max 100W E27	CE ± F
0607-20-60 CYLINDER		200	68 x 68 x 51 h.	3	6	3 x max 100W E27	CE ± F
0607-20-62 CYLINDER		200	84 x 84 x 58 h.	4	12	3 x max 100W E27	CE ± F
0607-20-63 CYLINDER		200	107 x 107 x 62 h.	5	15	3 x max 100W E27	CE ± F
0607-20-83 RECTANGULAR		200	80 x 37 x 44 h.	2,3	8	2 x max 100W E27	CE ± F
0607-20-84 RECTANGULAR		200	141 x 37 x 44 h.	4,5	9	2 x max 100W E27	CE ± F

☼ = lampadina compresa
bulb included

Sospensioni PVC specchiato / Mirroring PVC pendants

Sospensioni con struttura in metallo rivestita con PVC specchiato lucido argento o nero.

A RICHIESTA:
- estensione cablaggio elettrico

Pendants with metal structure covered with glossy mirroring PVC in the colours silver or black.

ON DEMAND:
- longer electrical and hanging cables

Hängeleuchte mit Struktur aus Metall mit glänzendem Spiegel-PVC in den Farben Silber oder Schwarz.

AUF VERLANGEN:
- längere elektrische und Hangkabel

Suspensions avec structure en métal revêtue avec PVC réfléchissant dans les couleurs argent ou noir.

SUR DEMANDE:
- câbles électriques et de suspension plus longs

Lámparas de techo con estructura en metal recubierta en PVC espejado en los colores plata o negro.

A PEDIDO:
- cables eléctricos y colgantes más largos

codice code		cavo elettrico cm electric cable cm	imballo cm SH = Shade imballo cm ST = structure	peso netto kg. net weight kg.	peso lordo kg. gross weight kg.	lampadina bulb	
0905-20-54 CYLINDER		200	31 x 31 x 82 h.	1,0	2,4	1 x max 100W E27	CE ⚡ F
0905-20-57 CYLINDER		200	41 x 41 x 53 h.	0,9	2,5	1 x max 100W E27	CE ⚡ F
0905-20-58 CYLINDER		200	51 x 51 x 53 h.	0,95	2,6	1 x max 100W E27	CE ⚡ F
0905-20-59 CYLINDER		200	55 x 55 x 35 h.	1	3	1 x max 100W E27	CE ⚡ F
0905-20-60 CYLINDER		200	68 x 68 x 51 h.	1,3	5	1 x max 100W E27	CE ⚡ F
0905-20-61 CYLINDER		200	84 x 84 x 58 h.	1,4	6	1 x max 100W E27	CE ⚡ F
0905-20-62 CYLINDER		200	84 x 84 x 58 h.	3	11	3 x max 100W E27	CE ⚡ F
0905-20-63 CYLINDER		200	107 x 107 x 62 h.	4	14	3 x max 100W E27	CE ⚡ F
0910-20-53 HIGH CYLINDER		200	33 x 33 x 124 h.	2	4	1 x max 100W E27	CE ⚡ F
0905-20-53 HIGH CYLINDER							
	Supporto a soffitto con saliscendi, contrappeso e cablaggio elettrico con alimentazione dal basso. Adjustable height system, hanging weight and electrical wiring with feeding from down.		33 x 33 x 124 h.	2	4	1 x max 100W E27	CE ⚡ F

Sospensione Up-Down

Sospensione in metallo con diffusore in PVC specchiato o nei tessuti della collezione. Sali scendi regolabile, contrappeso e cablaggio elettrico con alimentazione dal basso.

Metal pendant with shade in mirroring PVC or in the fabrics of the collection. Adjustable height system with weight and electrical wiring with feeding from down.

Hängeleuchte aus Metall mit Schirm aus Spiegel PVC oder aus Stoff von unsere Kollektion. Höhen verstellbar mit Gewichts und elektrische Leitungen mit der Fütterung von unten.

Suspension en Métal avec abat-jour en PVC miroir ou dans les tissus de la collection. Système de hauteur réglable avec le poids et le câblage électrique à l'alimentation du bas.

Suspensiones en metal con difusor en pvc espejado o en los tejidos de la colección. Subida y bajada regulable, contrapeso y cableado eléctrico con alimentación desde la parte de abajo.

1009

Sospensioni Pendant

codice code	cavo elettrico cm	imballo cm imballo cm	SH = Shade ST = structure	peso netto kg. net weight kg.	peso lordo kg. gross weight kg.	lampadina bulb
1009-20				1,3	3,0	 3 x max 42W E14

Vanity

Appliques con struttura in metallo rivestita con i tessuti della collezione. Supporto a muro.

Wall lamps with metal structure covered with the fabrics of the collection. Wall support.

Wandleuchte mit Struktur aus Metall mit den Stoffen der Kollektion Kat. Wandbefestigung.

Appliques avec structure en métal revêtue avec les tissus de la collection. Support à mur.

Appliques con estructura en metal recubierto en los tejidos de la colección. Estructura a pared.

9540

Applique Wall

codice code	cavo elettrico cm electric cable cm	imballo cm imballo cm	SH = Shade ST = structure	peso netto kg. net weight kg.	peso lordo kg. gross weight kg.	lampadina bulb
9540-30-86 LARGE RECTANGULAR		55 x 42 x 37 h.		0,9	2	 1 x max 100W E27
9540-30-85 SMALL RECTANGULAR		31 x 31 x 32 h.		0,5	1,50	 1 x max 60W E14
9540-30-02 LARGE ROUND		55 x 42 x 37 h.		0,9	2	 1 x max 100W E27
9540-30-01 SMALL ROUND		31 x 31 x 32 h.		0,5	1,50	 1 x max 60W E14
9540-30-91 LARGE CLASSIC	 Non realizzabile in plissé seta a mano Not available in hand made silk plissé	55 x 42 x 37 h.		0,9	2	 1 x max 100W E27
9540-30-90 SMALL CLASSIC	 Non realizzabile in plissé seta a mano Not available in hand made silk plissé	31 x 31 x 32 h.		0,5	1,50	 1 x max 60W E14
0807-30-85 RECTANGULAR	 Chiusura superiore e inferiore totale in plexiglass Complete upper and bottom closure in plexiglass	70 x 20 x 30 h.		1,5	4,5	 1T5 x 14W
0807-30-86 RECTANGULAR	 Chiusura superiore e inferiore totale in plexiglass Complete upper and bottom closure in plexiglass	160 x 20 x 30 h.		3,8	7,5	 2T5 x 49W

= lampadina compresa
bulb included

Stilo

Piva Associati 2009

Applique e plafoniera in espanso termoplastico nei colori lucidi bianco o nero. Orientabile 180° e basculante.

Wall and ceiling lamp in thermoplastic expansion in the glossy colours white or black. 180° adjustable and tilting.

Wand- und Deckenleuchte aus thermoplastischer Expansion in den glänzenden Farben weiß oder schwarz. 180° verstellbar und vor und zurück beweglich.

Applique et plafonier en expansion thermoplastique dans les couleurs polis blanc ou noir. Orientable 180° et basculant.

Applique y plafones en expansión termoplástica en los colores brillantes blanco o negro. Orientable 180° y basculante.

0804

Applique/Plafoniera Wall/ Ceiling

codice code	cavo elettrico cm	imballo cm imballo cm	SH = Shade ST = structure	peso netto kg. net weight kg.	peso lordo kg. gross weight kg.	lampadina bulb
0804-40		33 x 33 x 124 h.		1,2	3,3	2 x max 11W 2G7 fluorescente

Taaac

Umberto Asnago 2009

Lampada da terra con base in metallo nero gofrato e struttura in espanso termoplastico lucido o rivestita in cuoio.

Finitura:

- espanso termoplastico lucido: bianco, nero
- **cuoio** tinta unita o bicolore: bianco, nero, naturale, testa di moro, beige, tortora, avorio.

Orientabile 360°.

Luce LED superiore ed inferiore con accensione separata con telecomando.

Floor lamp with base in embossed black metal and structure in glossy thermoplastic expansion or covered with leather.

Finishing:

- glossy thermoplastic expansion: white, black
- **leather** one colour or two colours: white, black, natural, testa di moro, beige, tortora, ivory.

360° adjustable.

Upper and lower LED light with remote control.

Stehleuchte mit Sockel aus schwarzem gaufriertem Metal und Struktur aus glänzender thermoplastischer Expansion oder mit Leder bezogen.

Ausführung:

- glänzende thermoplastische Expansion: Weiß, Schwarz,
- **Leder** Einfarbig oder Zweifarbig: Weiß, Schwarz, Natur, Testa di moro, Beige, Tortora, Elfenbein.

360° drehbare.

Ober- und Unterlicht LED mit Fernsteuerung.

Lampadaire avec base en métal noir gaufré et structure en expansion thermoplastique polie ou recouverte en cuir.

Finition:

- Expansion thermoplastique polie: blanc, noir
- **Cuir** teinte unie ou bicolore: blanc, noir, naturel, testa di moro, beige, tortora, ivoire.

Orientable 360°.

LED supérieur et inférieur avec télécommande.

Lámparas de pie con base en metal negro gofrado y estructura en expansión termoplástica brillante o revestida en cuero.

Acabado:

- expansión termoplástica brillante: blanco, negro
- **cuero** un solo color o dos colores: blanco, negro, natural, testa di moro, beige, tortora, marfil.

Orientable 360°.

LED superior y inferior con telecomando.

0808

Terra Floor

codice code	cavo elettrico cm	imballo cm imballo cm	SH = Shade ST = structure	peso netto kg. net weight kg.	peso lordo kg. gross weight kg.	lampadina bulb
0808-10		SUP. 226x35x100 h. INF. 66x58x130 h.		SUP. 8 INF. 28	SUP. 20 INF. 38	Led 25W - (Led Sup. 3W - Led Inf. 22W) - lm 1408 - lux a 0,8 m da terra: 260-300 LUX

☼ = lampadina compresa
bulb included

Tosca

Umberto Asnago 2006

Lampade con struttura in metallo nickel antracite opaco.
Diffusore in vetro bianco opale o nei tessuti della collezione con chiusura superiore in plexiglas.

Lamps with structure in opaque anthracite nickel.
Shade in opal white glass or in the fabrics of the collection with top closure in Plexiglas.

Lampen mit Struktur aus Nickel matt Anthrazit.
Schirm aus weißem Opalglas, oder in den verschiedenen Materialien der Kollektion mit oberer Abdeckung aus Plexiglas.

Lampes avec structure en métal nickel opaque anthracite.
Diffuseur en verre opale blanc ou dans les tissus de la collection avec fermeture supérieure en Plexiglas.

Lámparas con estructura en níquel antracita opaco.
Difusor en vidrio opal blanco o en los tejidos de la colección con cierre superior en Plexiglas.

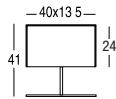
0601

Tavolo Table

Terra Floor

codice code	cavo elettrico cm	imballo cm <i>imballo cm</i>	SH = Shade ST = structure	peso netto kg. <i>gross weight kg.</i>	peso lordo kg. <i>gross weight kg.</i>	lampadina bulb
0601-03 LARGE	180	41	SH 26 x 36 x 50 h. ST 17 x 42 x 44 h.	tessuto-fabric	0,5	1,5
				vetro-glass	5,5	6,5
0601-01 SMALL	180	31	SH 20 x 30 x 40 h. ST 14 x 33 x 34 h.	tessuto-fabric	0,3	1,3
				vetro-glass	2,5	3,5
0601-10	200	162	SH 30 x 45 x 65 h. ST 23 x 50 x 166 h.	tessuto-fabric	0,8	3,3
				vetro-glass	7,5	10

tessuto/vetro bianco opale
fabric/white glass



tessuto-fabric

0,5 1,5

vetro-glass

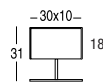
5,5 6,5



2 x max 60W
E14



tessuto/vetro bianco opale
fabric/white glass



tessuto-fabric

0,3 1,3

vetro-glass

2,5 3,5

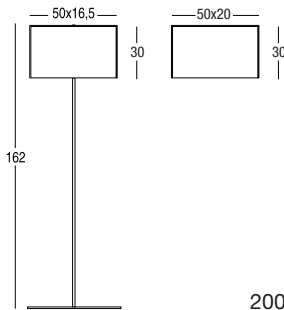


2 x max 40W
E14



vetro bianco opale
white glass

tessuto
fabric



tessuto-fabric

0,8 3,3

vetro-glass

7,5 10



2 x max 100W
E27

Dimmer



Tocco

M+K design 2005

Lampade realizzate interamente in legno tinto wengé o rovere sbiancato. Pyrex interno.

Lamps in wood stained wengé or bleached oak. Inside pyrex.

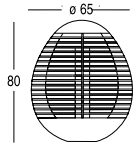






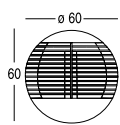


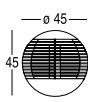






Lampen aus Wengéfarbig- oder Bleicheichefarbigholz. Innenpyrex.

Lampes en bois teinté wengé ou chêne blanchi. Pyrex à l'intérieur.

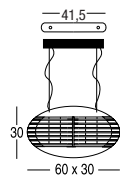

Lámparas realizadas completamente en madera tintada wengé o roble blanqueado. Pyrex interior.

0405

Tavolo Table

codice code		cavo elettrico cm electric cable cm	imballo cm imballo cm	SH = Shade ST = structure	peso netto kg. net weight kg.	peso lordo kg. gross weight kg.	lampadina bulb	
0405-04-20 MAXI OVAL		200	72 x 72 x 84 h. + pyrex 26 x 26 x 52 h.		27	37	 1 x max 250W E27 alogena  Dimmer	CE □ ▽
0405-03-20 LARGE OVAL		160	55 x 55 x 35 h.		3	4	 1 x max 60W E14 alogena	CE □ ▽
0405-01-20 SMALL OVAL		160	31 x 31 x 32 h.		0,7	1	 1 x max 40W E14	CE □ ▽
0405-04-00 MAXI ROUND		200	72 x 72 x 70 h. + pyrex 30 x 30 x 30 h.		25	34	 1 x max 250W E27 alogena  Dimmer	CE □ ▽
0405-03-00 LARGE ROUND		200	68 x 68 x 51 h.		10	13,8	 1 x max 150W E27 alogena  Dimmer	CE □ ▽
0405-02-00 MEDIUM ROUND		160	51 x 51 x 53 h.		2	3,5	 1 x max 60W E14 alogena	CE □ ▽
0405-01-00 SMALL ROUND		160	31 x 31 x 32 h.		0,4	0,8	 1 x max 40W E14	CE □ ▽

Sospensioni Pendant

0405-23-20 OVAL		200	62 x 62 x 48 h.		6,5	9,5	 2 x max 60W E27 sfera	CE □ ▽
---------------------------	---	-----	-----------------	--	-----	-----	---	--------

 = lampadina compresa
bulb included

Tower

Wanni Rondani 1998

Lampade da terra con base in legno tinto wengé, miele o laccata bianca e vetro soffiato opalino bianco. Sospensione disponibile solo in vetro soffiato trasparente con pyrex interno.

Lamps with base in wood stained wengé, honey colour or white lacquered shade in white blown glass. Pendant available only in transparent blown glass with inside pyrex.

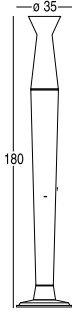



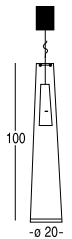

Lampen mit Sockel aus Wengé-, Honigfarbigholz oder weiß lackiert. Schirm aus opalweißem geblasenem Glas. Hängeleuchte nur aus transparentem geblasenem Glas erhältlich.

Lampes avec base en bois teinté wengé, couleur miel ou laqué blanc. Verre soufflé blanc opalin. Suspension disponible qu'en verre soufflé transparent.

Lámparas con base de madera tintada wengé, color miel o lacada blanca. Vidrio soplado opal blanco. Version de techo disponible solamente en vidrio soplado transparente con pyrex interior.

9830

Terra Floor

codice	cavo elettrico cm electric cable cm	imballo cm imballo cm	SH = Shade ST = structure	peso netto kg. net weight kg.	peso lordo kg. gross weight kg.	lampadina bulb
9830-10	200		SH 31 x 31 x 62 h.	2,7	4,7	 sup. 1 x max 150W E27 alogena  Dimmer
			SH 31 x 31 x 136 h.	6,5	7,5	 inf. 2 x max 30W G13 fluorescente CE $\frac{1}{1}$ F $\frac{1}{1}$ $\frac{1}{1}$
			ST 36 x 36 x 170 h.	7,5	9,5	
9830-20	110		SH 31 x 31 x 121 h.	4	6	 1 x max 250W E27 alogena CE $\frac{1}{1}$ F $\frac{1}{1}$ $\frac{1}{1}$
			ST 45 x 45 x 28 h.	1	1,8	

Sospensione Pendant

Trilly

Joe Martini 1998

Lampade con struttura in metallo verniciato. Diffusore in policarbonato satinato nei colori: bianco, avorio, arancio, marrone o blu.

Lamps with structure in varnished metal. Shade in satin polycarbonate in the colours: white, ivory, orange, brown or blue.

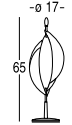

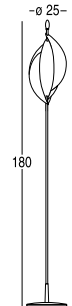

Lampen mit Struktur aus lackiertem Metal. Schirm aus satiniertem Polykarbonat in den Farben: weiß, elfenbein, orange, braun oder blau.

Lampes avec structure en métal verni. Abat-jour en poly carbonate satiné dans les couleurs : blanc, ivoire, orange, marron ou bleu.

Lámparas con estructura en metal barnizado. Difusor de policarbonato satinado en los colores: blanco, marfil, naranja, marrón o blu.

9831

Tavolo Table

codice code	cavo elettrico cm electric cable cm	imballo cm imballo cm	SH = Shade ST = structure	peso netto kg. net weight kg.	peso lordo kg. gross weight kg.	lampadina bulb
9831-00	160		31 x 31 x 82 h.	2	2,8	 1 x max 60W E14 CE $\frac{1}{1}$ F $\frac{1}{1}$ $\frac{1}{1}$
9831-12	200		32 x 32 x 190 h.	4	6	 1 x max 60W E14 alogena CE $\frac{1}{1}$ F $\frac{1}{1}$ $\frac{1}{1}$

Terra Floor

Twins

Nicola Gallizia 2009

Lampade in alluminio spazzolato argento.

Lamps in brushed aluminium silver.

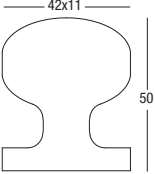




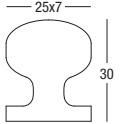



Leuchten aus gebürstetem Aluminium silber.

Lampes en aluminium brossé argent.

Lámparas en aluminio cepillado plata.

0812

Tavolo Table

codice code	cavo elettrico cm	imballo cm imballo cm	SH = Shade ST = structure	peso netto kg.	peso lordo kg. gross weight kg.	lampadina bulb	
0812-03 LARGE				65 x 65 x 26 h.	4,9	7,4	 2 x max 60W E27  Dimmer CE  
0812-01 SMALL				44 x 44 x 29 h.	1,9	3,2	 1 x max 60W E14 CE  

Vertigo

Umberto Asnago 2007

Sospensioni con struttura in metallo cromo lucido con diffusori in vetro borosilicato trasparente.

A RICHIESTA:

- Versione dimmerabile (dimmer escluso) + 10%
- Asta su misura

Pendants lamp with structure in glossy chrome metal with shades in transparent borosilicate glass.

ON DEMAND:

- Dimmerable version (dimmer excluded) + 10%
- Custom size stem

Hängeleuchte aus glänzendem verchromtem Metall mit Schirmen aus transparentem Borosilikatglas.

AUF VERLANGEN:

- Ausführung für Dimmer (Dimmer nicht geliefert) + 10%
- Stange mit Sondermaß

Suspensions avec structure en métal chrome poli avec diffuseurs en verre borosilicate transparent.

SUR DEMANDE:

- Version pour dimmer (dimmer pas livré) + 10%
- Tige sur mesure

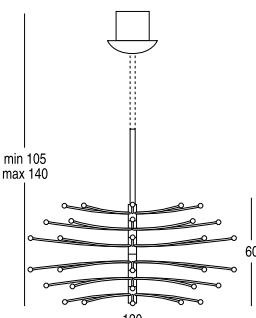


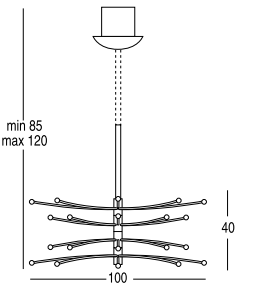


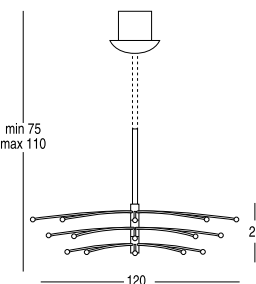


Lámparas de techo con estructura en metal cromado brillante con difusores en vidrio borosilicato transparente.

A PEDIDO:

- Variante para dimmer (dimmer excluido) + 10%
- Asta a medida

0707

Sospensioni Pendant

codice code	cavo elettrico cm	imballo cm SH = Shade ST = structure	peso netto kg. net weight kg.	peso lordo kg. gross weight kg.	lampadina bulb
 <p>0707-24 48 LUCI/LIGHTS</p>			24	26	 48 x max 10W 12V G4 alogena  1 x max 35W 12V Gu10 dicroica
 <p>0707-22 32 LUCI/LIGHTS</p>			20	22	 32 x max 20W 12V G4 alogena  1 x max 35W 12V Gu10 dicroica
 <p>0707-21 24 LUCI/LIGHTS</p>			18	20	 24 x max 20W 12V G4 alogena  1 x max 35W 12V Gu10 dicroica

Vision M + K Design 2007

Applique in metallo nei colori
lucidi: cromo o bianco.

Wall lamp in metal in the
glossy colours: chrome or
white.





Wandlampen aus Metall in
den glänzenden Farben:
Chrom oder Weiß.

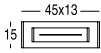
Appliques en métal dans
les couleurs poli: chrome ou
blanc.

Appliques en metal en los
colores brillantes: cromo o
blanco.

0701

Applique Wall

codice code	cavo elettrico cm electric cable cm	imballo cm SH = Shade imballo cm ST = structure	peso netto kg. net weight kg.	peso lordo kg. gross weight kg.	lampadina bulb
0701-30					FLUORESCENT  2 x max 24W Dulux-2G11 <hr/> HALOGEN  1 x max 150W R7s 117 mm
		55 x 42 x 37 h.	2	3	  CE ⚡ F



Wood

Nicola Gallizia 2000

Lampade rotonde o quadrate in legno tinto wengé, rovere sbiancato o miele. Diffusore disponibile nelle seguenti versioni:

- interamente in legno in tinta alla base;
- telaio in legno e tessuti della collezione;

A richiesta: telaio in metallo e tessuti della collezione.

Round or square lamps in wood stained wengé, bleached oak or honey colour. Shade available in the following versions:

- completely in wood in the same staining of the base;
- wooden frame with the fabrics of the collection;

On demand: metal frame with the fabrics of the collection.

Rund- oder Quadratlampen aus Wengé- Bleicheichefarbig oder Honigfarbigholz. Schirm in den folgenden Modellen erhältlich:

- komplett aus Holz in derselben Farbe der Sockel;
- Holzgestell mit den Stoffen der Kollektion;

Auf Verlangen: Metallgestell mit den Stoffen der Kollektion.

Lampes rondes ou carrées en bois teinté wengé, chêne blanchi ou couleur miel. Abat-jour disponibles dans les versions suivantes :

- complètement en bois dans la même teinte de la base;
- cadre en bois avec les tissus de la collection;

Sur demande: cadre en métal avec les tissus de la collection.

Lámparas redondas o cuadradas en madera tintada wengé, roble o color miel. Difusor disponible en las siguientes versiones:

- completamente en madera con el mismo color de la base;
- marco en madera y en los tejidos de la colección;

A pedido: marco en metal y en los tejidos de la colección.

0132

Tavolo Table

Terra Floor

Sospensioni Pendant

codice code	cavo elettrico cm electric cable cm	imballo cm SH = Shade imballo cm ST = structure	peso netto kg. net weight kg.	peso lordo kg. gross weight kg.	lampadina bulb
0132-03 LARGE		SH 55 x 55 x 35 h.	1,5	3,5	 1 x max 100W E27
		ST 37 x 37 x 48 h.	1	1,8	
0132-01 SMALL		SH 31 x 31 x 62 h.	1,5	2,3	 1 x max 60W E14
		ST 40 x 40 x 170 h.	3	5	
0132-10		SH 55 x 55 x 35 h.	1,5	3,5	 Max 1x150W E27 alogena
		ST 40 x 40 x 170 h.	3	5	
0132-20		SH 55 x 55 x 35 h.	1,7	3,7	 1 x max 100W E27
		ST 40 x 40 x 170 h.	3	5	

1001_1002

Plafoniere interamente in vetro acidato bianco.

Ceiling lamps in white matt glass.

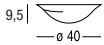



Deckenlampen aus weißem Mattglas.

Plafonniers complètement en verre blanc mat.

Plafones completamente en vidrio blanco opaco.

9525

Plafoniere Ceiling

codice code	cavo elettrico cm electric cable cm	imballo cm SH = Shade imballo cm ST = structure	peso netto kg. net weight kg.	peso lordo kg. gross weight kg.	lampadina bulb
9525-43 LARGE	9,5 	45 x 45 x 28 h.	1,5	2,3	 2 x max 60W E27
9525-41 SMALL	8 	45 x 45 x 28 h.	1	1,8	 1 x max 60W E27

4000

Applique orientabile in cromo lucido, ottone dorato.

Adjustable wall lamp in glossy chrome, golden brass.

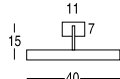

Verstellbare Wandleuchte aus glänzendem Chrom, vergoldetem Messing.

Applique orientable en chrome poli, laiton doré.

Applique orientable con acabados en cromo brillo, latón dorado.

9236

Applique Wall

codice code	cavo elettrico cm electric cable cm	imballo cm SH = Shade imballo cm ST = structure	peso netto kg. net weight kg.	peso lordo kg. gross weight kg.	lampadina bulb
9236-30	11 	45 x 45 x 28 h.	0,8	1,5	 2 x max 40W E14 alogena

Rosoni / Canopies

Specifiche del sistema di installazione a plafone

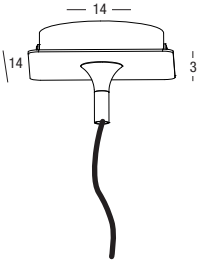
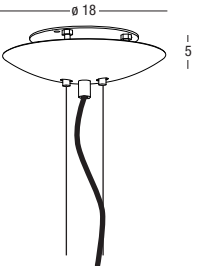

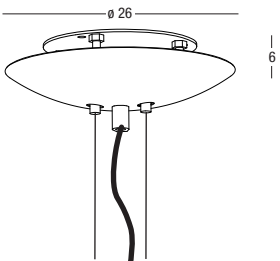
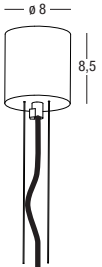
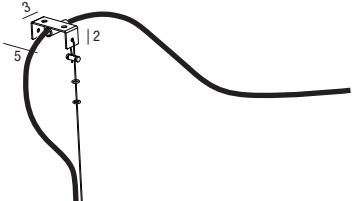
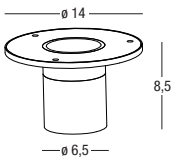

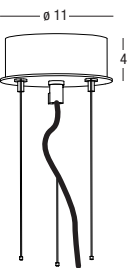
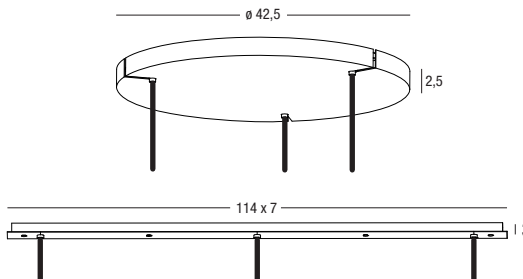
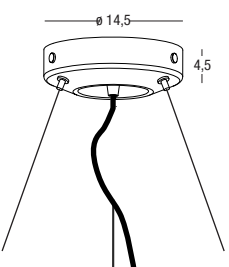
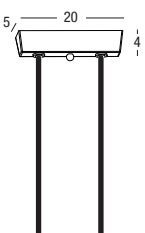
Specification of installation system to ceiling

Verzeichnis von deckbefestigungsaufbauinstallation

Specification pour l'installation du système de fixation au plafond

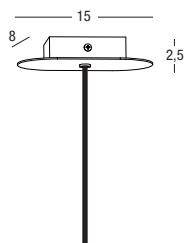
Especificaciones del sistema de instalación a plafón

Rosoni Canopies

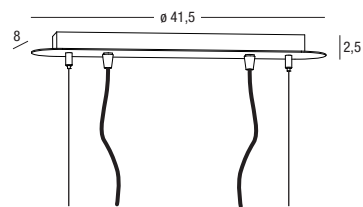
codice code				
ANGELINA		CRYON SMALL		
BALLOON CLOE' SOSPENSIONI TESSUTO		CRYON LARGE		
BODONA		FILOFILO		
BRIDGET ORIENTABILE/ ADJUSTABLE		GLO		
CHI		GLO TRITTICO		
CHI MAXI		KIMILLA LARGE		

codice
code

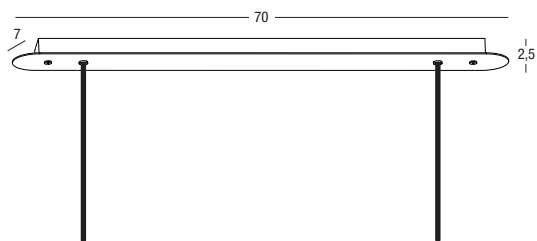
LUUME 1



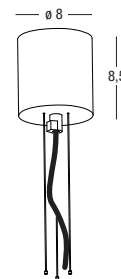
TOCCO



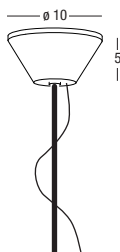
LUUME
LARGE



TOWER



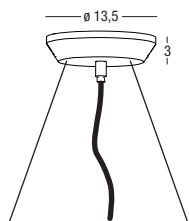
PAN



UP-DOWN



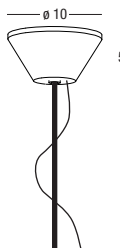
PANONA



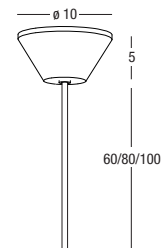
WOOD



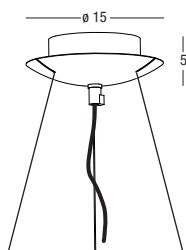
PLANET



ROSONE AD
ASTA RIGIDA

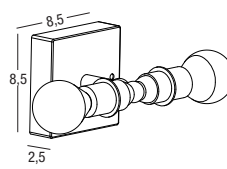


SOSPENSIONI
TESSUTO:
Ø 100
SQUARE
OVAL

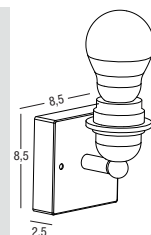


SUPPORTO A MURO / WALL SUPPORT

VANITY
base 2X



VANITY
base



Tessuti

Fabrics



Categoria A


Lino / Linen




Bianco / *White*



Crema / *Cream*



Sabbia / *Sand*



Tortora




Caffè



Melone




Pistacchio



Nero / *Black*

Linone / Lawn



Grezzo / *Unbleached*

Canapa / Hemp



Bianco / *White*



Sabbia / *Sand*




Crema / *Cream*

Net



Avorio / *Ivory*



Grigio / *Gray*

PVC Specchiato / Mirroring PVC



Argento / *Silver*



Nero / *Black*

Categoria A

Seta / Silk



Bianco / *White*



Avorio / *Ivory*



Ambra / *Amber*




Tabacco / *Tobacco*



Rosso / *Red*



Nero / *Black*



Perla



Mirtillo



Petrolio

Seta Cangiante / *Shot Silk*

Plissé Seta a Mano / *Silk Hand Plissé*



Avorio / *Ivory*



Rosso / *Red*



Nero / *Black*


Double Face



Esterno: Nero
Outside: Black



Esterno: Bianco
Outside: White



Interno: Argento
Inside: Silver



Interno: Oro
Inside: Gold

Categoria B

Cotone / Cotton



Bianco / White



Beige



Marrone / Brown



Rosso / Red



Lilla / Lilac



Verde Smeraldo
Emerald (Green)



Blu Indaco
Blu Indigo



Giallo / Yellow

Pergamena / Parchment



Bianco / White



Avorio / Ivory

PVC lavabile / Washable PVC



Bianco / White




Avorio / Ivory

Profilo PVC lampada FILOFILO / PVC FILOFILO lamp outline



Trasparente / Transparent



Glicine / Wisteria



Verde Smeraldo / Emerald (Green)





























Tabella tessuti per modelli lampade / Fabric matchings


categoria - class	A	A	A	A	A	A	A	A	B	B	B
tessuti - fabrics	Double-face	Canapa (H. max 90 cm.) Hemp (H. max 90 cm.)	Lino Linen	Linone Lawn	Net	Plissé seta a mano Hand made silk plissé	PVC specchiato Mirroring PVC	Seta - Seta cangiante Silk - Shot silk	Cotone Cotton	Pergamena Parchment	PVC
ABA HI-TECH / ABA VIP	•	•	•	•	•			•	•	•	•
KELLY	•	•	•	•	•			•	•	•	•
NEW CLASSIC table	•	•	•	•	•	•	•	•	•	•	•
NEW CLASSIC floor	•	•	•	•	•	•	•	•	•	•	•
SOSPENSIONI	•	•	•	•	•		•	•	•	•	•
LUXURY	•	•	•	•	•	•		•	•	•	•
SLIDE	•	•	•	•	•	•		•	•	•	•
WOOD		•		•							
VANITY	•	•	•	•	•	•		•	•	•	•
OLIVIA	•		•	•	•			•	•	•	
TOSCA		•	•	•	•	•		•	•	•	•
BRIDGET	•	•	•	•	•	•	•	•	•	•	•
UP-DOWN	•	•	•	•	•		•	•	•	•	•

Tessuti cat. A e B / Fabrics class A and B

Tessuti supportati da PVC autoestinguente / Fabrics glued with self-extinguishable PVC

Lampadine Bulbs

42W - E14 oliva		15W - G13 fluorescente	
25/40/42/60W - E14		30/36W G13 fluorescente	
60/100W - E27 sfera		14W - G5 fluorescente	
60/70/100/150W - E27		28W - G5 fluorescente	
40/60/75W - E14 alogena		49W - G5 fluorescente	
60/100/150/250W - E27 alogena		10/20W - 12V G4 alogena	
100/150W - B15 alogena		60W - 230V G9 alogena	
60/100/150/250W R7s 78 mm alogena		35W 12V Gu10 - microica	
100/150/200/300W R7s 117 mm alogena		50W GU10 alogena	
9W - G23 fluorescente		3W Led	
11W - 2G7 fluorescente		7W Led	
18/24/36W - 2G11 fluorescente		22W Led	
11W - E14 fluorescente		7W Led - GU10	
25W - E27 fluorescente		20 W - E27 fluorescente	

Note:  Simbolo di conferma che la lampadina viene fornita con la lampada
Symbol that confirms that the bulb is supplied with the lamp.

La tensione s'intende 230V, 50/60HZ o 120V, 60HZ a seconda dei paesi.
Voltage: 230V, 50/60HZ or 120V, 60 HZ according to the country.

Le lampadine incandescenti possono essere sostituite dalle corrispondenti alogene.
The incandescent bulbs can be replaced by the corresponding halogen ones.

• for USA **E14 becomes E12**
E27 becomes E26








Penta si riserva il diritto di apportare ai propri modelli, senza alcun preavviso, modifiche e migliorie che potrebbero variare l'estetica delle soluzioni pensate.
Penta reserves the right to change, better and improve its models without notice, also if these improvements might change the aestetical image of the proposed solutions.

I vetri realizzati rigorosamente a mano dal maestro vetraio rispettano le antiche e tradizionali tecniche di soffiatura. Ogni articolo è sottoposto a meticolosi controlli di qualità, pertanto apparenti difetti come bolle o variazioni dei toni di colore del vetro, sono riconosciuti come pregi a conferma della lavorazione artigianale.




Glasses are hand made and mouth blown by the master glass blower, according to the traditional techniques of blowing. Each item is carefully checked, therefore apparent imperfections, such as bubbles or nuances in the glass colour, have to be recognised as qualities and sign of the artisan's craftsmanship.

Legenda Legend

Simboli Symbols

 lampadina compresa <i>bulb included</i>	 IP44 Apparecchio a prova di penetrazione di oggetti solidi con \varnothing superiore a 1 mm Apparecchio protetto contro gli spruzzi d'acqua da ogni direzione. <i>Protected against penetration of solid objects larger than 1 mm. Protected against splashing water from any direction.</i>
 diametro <i>diameter</i>	
H altezza <i>height</i>	
L larghezza <i>width</i>	
P profondità <i>depth</i>	
	
SISTEMA DI GESTIONE QUALITÀ CERTIFICATA AZIENDA CERTIFICATA	
	 Attesta la conformità del prodotto alle direttive europee. <i>Certifies the conformity of the product to the european community provisions.</i>
	 Apparecchio adatto a montaggio diretto su superfici normalmente incombustibili. <i>Suitable for mounting on non-fireproof surfaces.</i>
	 TOUCH Dimmer sensoriale. <i>Touch dimmer.</i>
	 Dimmer. <i>Dimmer.</i>
	 Distanza dall'oggetto illuminato. <i>Distance from the lighted object.</i>

Classe Class

	CLASSE I Solo isolamento fondamentale; le parti conduttrici sono collegate ad un conduttore di terra. Messa a terra: tassativa. <i>Only basic insulation, accessible conductors are grounded. Grounding: compulsory.</i>
	CLASSE II Con doppio isolamento e/o rinforzato in ogni parte e senza dispositivi per la messa a terra. <i>Class of insulation Class II. With double insulation and/or reinforced in every part and without eart connections</i>
	CLASSE III Alimentazione effettuata con bassissima tensione di sicurezza; tensioni superiori a 50 Volt (a 50Hz) sono escluse in ogni parte e in ogni circostanza. Messa a terra: esclusa. <i>Very low safety supply voltage; not to be used at over 50V (at 50Hz). Grounding: excluded.</i>



PENTA srl aderisce al Consorzio Ecolight per l'attuazione delle direttive WEEE-2002/95/CE 2002/96/CE e 2003/108/CE relative alla raccolta e smaltimento delle apparecchiature di illuminazione.

AD
Umberto Asnago

CONCEPT/STYLING
Carola Minotti

PHOTO
Emilio Tremolada
Armando Bertacchi
Livio Ballabio
Gionata Xerra
Armando Rebatto
Adriano Brusaferrri (Marie Claire Maison)
Studio Master Fotografia
Studio Fotografico Effe2
Joe Pini
Studio G&P

PRESTAMPA
Key Press - Lomazzo

STAMPA
Tecnografica - Lomazzo

THANKS TO
Desalto
Galimberti Nino
Living Divani
Medea
Molteni
Paola Lenti
Zanotta
Milano Caffé - Milano
Villa Traversi - Meda
Showroom Meridiani - Milano
Show-room Salvioli - Inverigo
Show-room Ronchi Abitare - Monza
Show-room Spinelli - Arosio
Show-room Uno Più - Milano

Printed: October 2011

MADE IN ITALY 100%